

APPENDIX

PARK AND FACILITY ASSESSMENT FORMS.....	127
SOCIAL PINPOINT COMMENTS.....	199
NEEDS ASSESSMENT SURVEY FINDINGS REPORT.....	207

PARK & FACILITY ASSESSMENT FORMS

Facility Name: Aquatic Center Total Score: 91 (0-49=Poor; 50-69=Fair; 70-84=Good; 85-100=Excellent)

Street Address or Location: 801 E. Mill St.

Total Area (Acreage or Square Feet): 7,600 SF bathhouse; 2.3-acre site

Classification (circle one):

Pocket Park Neighborhood Community Regional Cemetery Trail Facility

Adjacent Land Uses (check all that apply):

Single Family Residential X Commercial/Retail X
 Multi-Family Residential Civic/Institutional X
 Mixed-Use Industrial

Park/Facility Components (check and number all that apply):

Baseball Fields <u> </u>	Fishing Pond <u> </u>	Dog Park <u> </u>
Soccer Fields <u> </u>	Boat Ramp <u> </u>	Playground <u> </u>
Bleachers/Grandstands <u> </u>	Picnic Shelter <u> </u>	Drinking Fountain <u> 1 </u>
Concession Stands <u> </u>	Hiking Trail <u> </u>	Game Tables <u> </u>
Multi-Purpose Fields <u> </u>	Multi-Use Trail <u> </u>	Parking Lot <u> </u>
Sand Volleyball Courts <u> </u>	Raingarden <u> </u>	Disc Golf <u> </u>
Tennis Courts <u> </u>	Community Garden <u> </u>	Skate Park <u> </u>
Dugouts <u> </u>	Stream / Creek <u> </u>	Restrooms <u> </u>
Scoreboard <u> </u>	Grills <u> </u>	Benches <u> </u>
Pool (Outdoor) <u> 1 </u>	Boathouse <u> </u>	Gateway Sign <u> </u>
Pool (Indoor) <u> 1 </u>	Nature Center <u> </u>	Park Map <u> </u>
Pickleball Courts <u> </u>	Canoe / Kayak Run <u> </u>	Lighting <u> </u>
Basketball Courts <u> </u>	Fire Pit <u> </u>	Spray Park <u> 1 </u>
Exercise Equipment <u> </u>	Slides <u> 3 </u>	Bicycle Racks <u> </u>
Lazy River <u> 1 </u>	Shade Structures <u> 5 </u>	Climbing Wall <u> 1 </u>

Comments or Observations:

Kirksville, Missouri - Parks and Recreation Master Plan

Park and Facility Assessment Tool

Accessibility

Criterion Score: 16

Ease in Walking to Park or Facility

1 being poor access to the park or facility from adjacent streets or neighborhoods due to lack of sidewalks, shade trees, limited street crossings, or single-sided frontage, versus 5 being ADA accessible on wide shaded sidewalks with pedestrian street crossings, an interconnected park sidewalk system, and multiple street frontages

1 2 3 4 5

Clarity of Signage

1 being a park or facility which features nothing more than gateway and regulatory signage, versus 5 a park or facility having a hierarchy of signage (gateway, regulatory, location map, educational, directional, etc.) that is legible, attractive, and well-maintained.

1 2 3 4 5

ADA Compliance

1 being a park or facility that is generally inaccessible due to lack of ramps, level paving, equitable distribution of facilities, and does not appear to be easily usable by someone with special needs, versus 5 being a park or facility where most of its spaces are accessible and allow equitable use by people with all needs and abilities.

1 2 3 4 5

Lighting

1 being a park or facility that is not appropriately lit for its classification, versus 5 being a park or facility that is well lit by fixtures that are energy efficient and contribute to the overall aesthetic.

1 2 3 4 5

Comments or Observations:

Kirksville, Missouri - Parks and Recreation Master Plan

Park and Facility Assessment Tool

Connectivity

Criterion Score: 15

Visibility from a Distance

1 being poor visibility to the interior of the park or entrance of the facility from surrounding streets or neighborhoods due to man-made structures or natural features, versus 5 being able to see clearly into the park interior or facility entrance from surrounding streets and neighborhoods.

1 2 3 4 5

Multi-Modal Capacity

1 being a poorly connected park or facility that relies solely on automobile access, versus 5 being a park or facility that facilitates multiple modes of transportation the provision of bike racks or sidewalks that lead to transit stops, as well as interconnected access routes to and within the park

1 2 3 4 5

Relationship to Adjacent Land Uses

1 being a park or facility which provides no acknowledgment to its surrounding neighbors whether through pedestrian connections, landscaped buffers, gateway features, walls, or fences, versus 5 being a park or facility that "talks to" or celebrates its connections to adjacent land uses through architectural features, landscaping, pedestrian connections, fences, walls, or berms.

1 2 3 4 5

Feeling of Safety

1 being a park or facility which induces the feeling of danger due to poor visibility, limited access, high fences, unmaintained landscaping, decaying pavement, or the presence of litter, versus 5 being a park or facility that evokes feelings of safety through the promotion of "eyes on the park," selectively-placed entry and exit points, low and transparent fencing, and well-maintained spaces.

1 2 3 4 5

Comments or Observations:

Kirksville, Missouri - Parks and Recreation Master Plan

Park and Facility Assessment Tool

Comfort & Character

Criterion Score: 20

Overall Attractiveness

1 being a park or facility which is perceived to be uninviting, unsafe, abandoned, and dilapidated, versus 5 being a park or facility which is perceived to be inviting, safe, and impeccably well-maintained.

1 2 3 4 5

Overall Maintenance

1 being a park or facility distinguished by dirty or damaged structures, recreational facilities, pavements, and site furnishings; dying, damaged, and unmaintained landscaping; and the presence of litter, versus 5 being a park or facility which features impeccably maintained structures, recreational facilities, pavements, and furnishings; healthy, vibrant landscaping, and no litter.

1 2 3 4 5

Pleasant Places to Sit

1 being a park or facility which offers no seating or that which is uninviting, dirty, or damaged, versus 5 being a park or facility which provides inviting, tidy, and attractive seating options.

1 2 3 4 5

Protection from Weather

1 being a park that provides no structures or protection from the elements, versus 5 being a park that offers an easily accessible covered structure with complete coverage and protection from the elements.

1 2 3 4 5

Comments or Observations:

Kirksville, Missouri - Parks and Recreation Master Plan

Park and Facility Assessment Tool

Usability

Criterion Score: 20

Mix of Things to Do

1 being a single-use park or facility that can only be used in specific weather conditions, versus 5 being a park or facility that offers activities for a variety of users throughout the year.

1

2

3

4

5

Level of Activity

1 being a park or facility with only a few visitors during the average day, versus 5 being a park or facility that attracts a variety of people of different ages and abilities throughout the average day.

1

2

3

4

5

Programming Flexibility

1 being a park or facility which offers limited use due to topography, size, access, physical limitations, and seasonality, versus 5 being a park or facility with a large range of options due to flexible topography, open spaces, structures, and utilities.

1

2

3

4

5

Sense of Ownership

1 being a park or facility showing misuse, lack of maintenance, litter, and vandalism, versus 5 being an actively-used park or facility showing evidence of maintenance, upkeep, volunteerism, and "patrolling" users.

1

2

3

4

5

Comments or Observations:

Kirksville, Missouri - Parks and Recreation Master Plan

Park and Facility Assessment Tool

Amenities

Criterion Score: 20

Playground and Sports Equipment

1 being a park or facility with damaged, dirty, or dilapidated playground, exercise, or athletic equipment, versus 5 being a park with clean, attractive, and well-maintained equipment.

1 2 3 4 5

Built Structures

1 being a park or facility with restrooms, shelters, etc. in obvious visual need of repair, versus 5 being a park or facility with buildings that appear well-maintained and in good operating order.

1 2 3 4 5

Sidewalks, Streets, and Parking Lots

1 being a park or facility with damaged or decaying, as well as an inadequate or inappropriate amount of pavement versus 5 being a park or facility with well-maintained paved surfaces appropriately designed to serve the park and its users.

1 2 3 4 5

Energy and Sustainability

1 being a park or facility which features outdated and poorly functioning lighting, irrigation, and other energy-dependent systems, versus 5 being a park or facility which appears to make use of sustainable materials and systems such as LED lighting fixtures, or rain-sensor-controlled irrigation systems.

1 2 3 4 5

Comments or Observations:

Kirksville, Missouri - Parks and Recreation Master Plan

Park and Facility Assessment Tool

Park Name: Brashear Park **Total Score:** 75 (0-49=Poor; 50-69=Fair; 70-84=Good; 85-100=Excellent)

Street Address or Location: 1415 East Normal Street

Total Area (Acreage or Square Feet): 2.9 acres

Classification (circle one):

Pocket Park Neighborhood Community Regional Cemetery Trail Facility

Adjacent Land Uses (check all that apply):

Single Family Residential X Commercial/Retail _____

Multi-Family Residential _____ Civic/Institutional _____

Mixed-Use _____ Industrial _____

Park/Facility Components (check and number all that apply):

Baseball Fields _____	Fishing Pond _____	Dog Park _____
Soccer Fields _____	Boat Ramp _____	Playground <u>2</u>
Bleachers/Grandstands _____	Picnic Shelter <u>1</u>	Drinking Fountain <u>1</u>
Concession Stands _____	Hiking Trail _____	Picnic Tables <u>6</u>
Multi-Purpose Fields _____	Multi-Use Trail _____	Parking Lot <u>1</u>
Sand Volleyball Courts _____	Raingarden _____	Disc Golf _____
Tennis Courts _____	Community Garden _____	Skate Park _____
Dugouts _____	Stream / Creek _____	Restrooms <u>1</u>
Scoreboard _____	Grills <u>2</u>	Benches <u>7</u>
Pool (Outdoor) _____	Boathouse _____	Gateway Sign <u>1</u>
Pool (Indoor) _____	Nature Center _____	Park Map _____
Pickleball Courts <u>1</u>	Canoe / Kayak Run _____	Lighting _____
Basketball Courts <u>1</u>	Fire Pit _____	Trash Receptacles <u>5</u>
Exercise Equipment _____	Irrigation _____	Bicycle Racks _____
Wading Pool <u>1</u>	Floating Swim Docks _____	Amphitheater _____

Comments or Observations: In addition to the above, we found a free library box sponsored by the Kirksville Rotary Club and a gazebo; there are approximately 19 on-street parking spaces.

Kirksville, Missouri - Parks and Recreation Master Plan

Park and Facility Assessment Tool

Accessibility

Criterion Score: 9

Ease in Walking to Park or Facility

1 being poor access to the park or facility from adjacent streets or neighborhoods due to lack of sidewalks, shade trees, limited street crossings, or single-sided frontage, versus 5 being ADA accessible on wide shaded sidewalks with pedestrian street crossings, an interconnected park sidewalk system, and multiple street frontages

1 2 3 4 5

Clarity of Signage

1 being a park or facility which features nothing more than gateway and regulatory signage, versus 5 a park or facility having a hierarchy of signage (gateway, regulatory, location map, educational, directional, etc.) that is legible, attractive, and well-maintained.

1 2 3 4 5

ADA Compliance

1 being a park or facility that is generally inaccessible due to lack of ramps, level paving, equitable distribution of facilities, and does not appear to be easily usable by someone with special needs, versus 5 being a park or facility where most of its spaces are accessible and allow equitable use by people with all needs and abilities.

1 2 3 4 5

Lighting

1 being a park or facility that is not appropriately lit for its classification, versus 5 being a park or facility that is well lit by fixtures that are energy efficient and contribute to the overall aesthetic.

1 2 3 4 5

Comments or Observations:

ADA entrances are a concern, there are no sidewalks that border the park, and the path runs through the park.

Surfaces in play areas are not ADA-appropriate and only 2 lights throughout the park.

Kirksville, Missouri - Parks and Recreation Master Plan

Park and Facility Assessment Tool

Connectivity

Criterion Score: 19

Visibility from a Distance

1 being poor visibility to the interior of the park or entrance of the facility from surrounding streets or neighborhoods due to man-made structures or natural features, versus 5 being able to see clearly into the park interior or facility entrance from surrounding streets and neighborhoods.

1 2 3 4 5

Multi-Modal Capacity

1 being a poorly connected park or facility that relies solely on automobile access, versus 5 being a park or facility that facilitates multiple modes of transportation the provision of bike racks or sidewalks that lead to transit stops, as well as interconnected access routes to and within the park

1 2 3 4 5

Relationship to Adjacent Land Uses

1 being a park or facility which provides no acknowledgment to its surrounding neighbors whether through pedestrian connections, landscaped buffers, gateway features, walls, or fences, versus 5 being a park or facility that “talks to” or celebrates its connections to adjacent land uses through architectural features, landscaping, pedestrian connections, fences, walls, or berms.

1 2 3 4 5

Feeling of Safety

1 being a park or facility which induces the feeling of danger due to poor visibility, limited access, high fences, unmaintained landscaping, decaying pavement, or the presence of litter, versus 5 being a park or facility that evokes feelings of safety through the promotion of “eyes on the park,” selectively placed entry and exit points, low and transparent fencing, and well-maintained spaces.

1 2 3 4 5

Comments or Observations:

Kirksville, Missouri - Parks and Recreation Master Plan

Park and Facility Assessment Tool

Comfort & Character

Criterion Score: 18

Overall Attractiveness

1 being a park or facility which is perceived to be uninviting, unsafe, abandoned, and dilapidated, versus 5 being a park or facility which is perceived to be inviting, safe, and impeccably well-maintained.

1 2 3 4 5

Overall Maintenance

1 being a park or facility distinguished by dirty or damaged structures, recreational facilities, pavements, and site furnishings; dying, damaged, and unmaintained landscaping; and the presence of litter, versus 5 being a park or facility which features impeccably maintained structures, recreational facilities, pavements, and furnishings; healthy, vibrant landscaping, and no litter.

1 2 3 4 5

Pleasant Places to Sit

1 being a park or facility which offers no seating or that which is uninviting, dirty, or damaged, versus 5 being a park or facility which provides inviting, tidy, and attractive seating options.

1 2 3 4 5

Protection from Weather

1 being a park that provides no structures or protection from the elements, versus 5 is a park that offers an easily accessible covered structure with complete coverage and protection from the elements.

1 2 3 4 5

Comments or Observations:

There are some mud holes in open spaces, structures are rough, nice landscaping in SW corner. Could be better maintained, but overall in good shape. Pleasant places to sit comment is "a variety of places to sit". There is also a centralized shade structure.

Kirksville, Missouri - Parks and Recreation Master Plan

Park and Facility Assessment Tool

Usability

Criterion Score: 15

Mix of Things to Do

1 being a single-use park or facility that can only be used in specific weather conditions, versus 5 being a park or facility that offers activities for a variety of users throughout the year.

1 2 3 4 5

Level of Activity

1 being a park or facility with only a few visitors during the average day, versus 5 being a park or facility that attracts a variety of people of different ages and abilities throughout the average day.

1 2 3 4 5

Programming Flexibility

1 being a park or facility which offers limited use due to topography, size, access, physical limitations, and seasonality, versus 5 being a park or facility with a large range of options due to flexible topography, open spaces, structures, and utilities.

1 2 3 4 5

Sense of Ownership

1 being a park or facility showing misuse, lack of maintenance, litter, and vandalism, versus 5 being an actively-used park or facility showing evidence of maintenance, upkeep, volunteerism, and "patrolling" users.

1 2 3 4 5

Comments or Observations:

A mix of things to do include a wading pool, swings, and two playgrounds.

Kirksville, Missouri - Parks and Recreation Master Plan

Park and Facility Assessment Tool

Amenities

Criterion Score: 14

Playground and Sports Equipment

1 being a park or facility with damaged, dirty, or dilapidated playground, exercise, or athletic equipment, versus 5 being a park with clean, attractive, and well-maintained equipment.

1 2 3 4 5

Built Structures

1 being a park or facility with restrooms, shelters, etc. in obvious visual need of repair, versus 5 being a park or facility with buildings that appear well-maintained and in good operating order.

1 2 3 4 5

Sidewalks, Streets, and Parking Lots

1 being a park or facility with damaged or decaying, as well as an inadequate or inappropriate amount of pavement versus 5 being a park or facility with well-maintained paved surfaces appropriately designed to serve the park and its users.

1 2 3 4 5

Energy and Sustainability

1 being a park or facility which features outdated and poorly functioning lighting, irrigation, and other energy-dependent systems, versus 5 being a park or facility which appears to make use of sustainable materials and systems such as LED lighting fixtures, or rain-sensor-controlled irrigation systems.

1 2 3 4 5

Comments or Observations:

Sun-faded equipment that is in decent shape. The park has a nice bathroom.

Kirksville, Missouri - Parks and Recreation Master Plan

Park and Facility Assessment Tool

Park Name: Detweiler Park **Total Score:** 58 (0-49=Poor; 50-69=Fair; 70-84=Good; 85-100=Excellent)

Street Address or Location: 411 E McPherson St.

Total Area (Acreage or Square Feet): 0.6 acres

Classification (circle one):

Pocket Park

Neighborhood

Community

Regional

Cemetery

Trail

Facility

Adjacent Land Uses (check all that apply):

Single Family Residential X

Commercial/Retail _____

Multi-Family Residential X

Civic/Institutional X

Mixed-Use _____

Industrial _____

Park/Facility Components (check and number all that apply):

Baseball Fields _____

Fishing Pond _____

Dog Park _____

Soccer Fields _____

Boat Ramp _____

Playground _____

Bleachers/Grandstands _____

Picnic Shelter _____

Drinking Fountain _____

Concession Stands _____

Hiking Trail _____

Game Tables _____

Multi-Purpose Fields _____

Multi-Use Trail _____

Parking Lot 1

Sand Volleyball Courts _____

Raingarden _____

Disc Golf _____

Tennis Courts _____

Community Garden _____

Skate Park _____

Dugouts _____

Stream / Creek _____

Restrooms _____

Scoreboard _____

Grills _____

Benches _____

Pool (Outdoor) _____

Boathouse _____

Gateway Sign 2

Pool (Indoor) _____

Nature Center _____

Park Map _____

Pickleball Courts _____

Canoe / Kayak Run _____

Lighting _____

Basketball Courts _____

Fire Pit _____

Trash Receptacles _____

Exercise Equipment _____

Irrigation _____

Bicycle Racks _____

Wading Pool _____

Floating Swim Docks _____

Amphitheater _____

Comments or Observations: There is a church on the NW side; there are 9-10 on-street parking spaces.

Kirksville, Missouri - Parks and Recreation Master Plan

Park and Facility Assessment Tool

Accessibility

Criterion Score: 13

Ease in Walking to Park or Facility

1 being poor access to the park or facility from adjacent streets or neighborhoods due to lack of sidewalks, shade trees, limited street crossings, or single-sided frontage, versus 5 being ADA accessible on wide shaded sidewalks with pedestrian street crossings, an interconnected park sidewalk system, and multiple street frontages

1 2 3 4 5

Clarity of Signage

1 being a park or facility which features nothing more than gateway and regulatory signage, versus 5 a park or facility having a hierarchy of signage (gateway, regulatory, location map, educational, directional, etc.) that is legible, attractive, and well-maintained.

1 2 3 4 5

ADA Compliance

1 being a park or facility that is generally inaccessible due to lack of ramps, level paving, equitable distribution of facilities, and does not appear to be easily usable by someone with special needs, versus 5 being a park or facility where most of its spaces are accessible and allow equitable use by people with all needs and abilities.

1 2 3 4 5

Lighting

1 being a park or facility that is not appropriately lit for its classification, versus 5 being a park or facility that is well lit by fixtures that are energy efficient and contribute to the overall aesthetic.

1 2 3 4 5

Comments or Observations:

There is no lighting; there are 2 gateway signs.

Kirksville, Missouri - Parks and Recreation Master Plan

Park and Facility Assessment Tool

Connectivity

Criterion Score: 15

Visibility from a Distance

1 being poor visibility to the interior of the park or entrance of the facility from surrounding streets or neighborhoods due to man-made structures or natural features, versus 5 being able to see clearly into the park interior or facility entrance from surrounding streets and neighborhoods.

1

2

3

4

5

Multi-Modal Capacity

1 being a poorly connected park or facility that relies solely on automobile access, versus 5 being a park or facility that facilitates multiple modes of transportation the provision of bike racks or sidewalks that lead to transit stops, as well as interconnected access routes to and within the park

1

2

3

4

5

Relationship to Adjacent Land Uses

1 being a park or facility which provides no acknowledgment to its surrounding neighbors whether through pedestrian connections, landscaped buffers, gateway features, walls, or fences, versus 5 being a park or facility that “talks to” or celebrates its connections to adjacent land uses through architectural features, landscaping, pedestrian connections, fences, walls, or berms.

1

2

3

4

5

Feeling of Safety

1 being a park or facility which induces the feeling of danger due to poor visibility, limited access, high fences, unmaintained landscaping, decaying pavement, or the presence of litter, versus 5 being a park or facility that evokes feelings of safety through the promotion of “eyes on the park,” selectively-placed entry and exit points, low and transparent fencing, and well-maintained spaces.

1

2

3

4

5

Comments or Observations: Bike racks would be useful once fully developed. Recommendation of a solid hedge against the alley.

Kirksville, Missouri - Parks and Recreation Master Plan

Park and Facility Assessment Tool

Comfort & Character

Criterion Score: 9

Overall Attractiveness

1 being a park or facility which is perceived to be uninviting, unsafe, abandoned, and dilapidated, versus 5 being a park or facility which is perceived to be inviting, safe, and impeccably well-maintained.

1 2 3 4 5

Overall Maintenance

1 being a park or facility distinguished by dirty or damaged structures, recreational facilities, pavements, and site furnishings; dying, damaged, and unmaintained landscaping; and the presence of litter, versus 5 being a park or facility which features impeccably maintained structures, recreational facilities, pavements, and furnishings; healthy, vibrant landscaping, and no litter.

1 2 3 4 5

Pleasant Places to Sit

1 being a park or facility which offers no seating or that which is uninviting, dirty, or damaged, versus 5 being a park or facility which provides inviting, tidy, and attractive seating options.

1 2 3 4 5

Protection from Weather

1 being a park that provides no structures or protection from the elements, versus 5 being a park that offers an easily accessible covered structure with complete coverage and protection from the elements.

1 2 3 4 5

Comments or Observations:

For a vacant park, it is very well maintained.

Kirksville, Missouri - Parks and Recreation Master Plan

Park and Facility Assessment Tool

Usability

Criterion Score: 9

Mix of Things to Do

1 being a single-use park or facility that can only be used in specific weather conditions, versus 5 being a park or facility that offers activities for a variety of users throughout the year.

1 2 3 4 5

Level of Activity

1 being a park or facility with only a few visitors during the average day, versus 5 being a park or facility that attracts a variety of people of different ages and abilities throughout the average day.

1 2 3 4 5

Programming Flexibility

1 being a park or facility which offers limited use due to topography, size, access, physical limitations, and seasonality, versus 5 being a park or facility with a large range of options due to flexible topography, open spaces, structures, and utilities.

1 2 3 4 5

Sense of Ownership

1 being a park or facility showing misuse, lack of maintenance, litter, and vandalism, versus 5 being an actively-used park or facility showing evidence of maintenance, upkeep, volunteerism, and "patrolling" users.

1 2 3 4 5

Comments or Observations:

This park has plenty of potential.

Kirksville, Missouri - Parks and Recreation Master Plan

Park and Facility Assessment Tool

Amenities

Criterion Score: 12

Playground and Sports Equipment

1 being a park or facility with damaged, dirty, or dilapidated playground, exercise, or athletic equipment, versus 5 being a park with clean, attractive, and well-maintained equipment.

1 2 3 4 5

Built Structures

1 being a park or facility with restrooms, shelters, etc. in obvious visual need of repair, versus 5 being a park or facility with buildings that appear well-maintained and in good operating order.

1 2 3 4 5

Sidewalks, Streets, and Parking Lots

1 being a park or facility with damaged or decaying, as well as an inadequate or inappropriate amount of pavement versus 5 being a park or facility with well-maintained paved surfaces appropriately designed to serve the park and its users.

1 2 3 4 5

Energy and Sustainability

1 being a park or facility which features outdated and poorly functioning lighting, irrigation, and other energy-dependent systems, versus 5 being a park or facility which appears to make use of sustainable materials and systems such as LED lighting fixtures, or rain-sensor-controlled irrigation systems.

1 2 3 4 5

Comments or Observations: In the absence of amenities, a score of 3 is given. This is done to avoid penalizing undeveloped parks as well as to acknowledge the maintenance benefit gained by having fewer amenities in a park.

Kirksville, Missouri - Parks and Recreation Master Plan

Park and Facility Assessment Tool

Accessibility

Criterion Score: 7

Ease in Walking to Park or Facility

1 being poor access to the park or facility from adjacent streets or neighborhoods due to lack of sidewalks, shade trees, limited street crossings, or single-sided frontage, versus 5 being ADA accessible on wide shaded sidewalks with pedestrian street crossings, an interconnected park sidewalk system, and multiple street frontages

1 2 3 4 5

Clarity of Signage

1 being a park or facility which features nothing more than gateway and regulatory signage, versus 5 a park or facility having a hierarchy of signage (gateway, regulatory, location map, educational, directional, etc.) that is legible, attractive, and well-maintained.

1 2 3 4 5

ADA Compliance

1 being a park or facility that is generally inaccessible due to lack of ramps, level paving, equitable distribution of facilities, and does not appear to be easily usable by someone with special needs, versus 5 being a park or facility where most of its spaces are accessible and allow equitable use by people with all needs and abilities.

1 2 3 4 5

Lighting

1 being a park or facility that is not appropriately lit for its classification, versus 5 being a park or facility that is well lit by fixtures that are energy efficient and contribute to the overall aesthetic.

1 2 3 4 5

Comments or Observations:

Having some sort of security lighting in these remote parking lots, if only by the restrooms would be appropriate; these entrances are rural and thus not accessible by sidewalks or any other means of travel. Having more signage to help folks navigate to this park would be beneficial.

Kirksville, Missouri - Parks and Recreation Master Plan

Park and Facility Assessment Tool

Connectivity

Criterion Score: 7

Visibility from a Distance

1 being poor visibility to the interior of the park or entrance of the facility from surrounding streets or neighborhoods due to man-made structures or natural features, versus 5 being able to see clearly into the park interior or facility entrance from surrounding streets and neighborhoods.

1 2 3 4 5

Multi-Modal Capacity

1 being a poorly connected park or facility that relies solely on automobile access, versus 5 being a park or facility that facilitates multiple modes of transportation the provision of bike racks or sidewalks that lead to transit stops, as well as interconnected access routes to and within the park

1 2 3 4 5

Relationship to Adjacent Land Uses

1 being a park or facility which provides no acknowledgment to its surrounding neighbors whether through pedestrian connections, landscaped buffers, gateway features, walls, or fences, versus 5 being a park or facility that “talks to” or celebrates its connections to adjacent land uses through architectural features, landscaping, pedestrian connections, fences, walls, or berms.

1 2 3 4 5

Feeling of Safety

1 being a park or facility which induces the feeling of danger due to poor visibility, limited access, high fences, unmaintained landscaping, decaying pavement, or the presence of litter, versus 5 being a park or facility that evokes feelings of safety through the promotion of “eyes on the park,” selectively-placed entry and exit points, low and transparent fencing, and well-maintained spaces.

1 2 3 4 5

Comments or Observations: These visitor areas have little visibility from adjacent roads, especially the northern one; they have no relationship to adjacent properties or landscapes.

Kirksville, Missouri - Parks and Recreation Master Plan

Park and Facility Assessment Tool

Comfort & Character

Criterion Score: 9

Overall Attractiveness

1 being a park or facility which is perceived to be uninviting, unsafe, abandoned, and dilapidated, versus 5 being a park or facility which is perceived to be inviting, safe, and impeccably well-maintained.

1 2 3 4 5



Overall Maintenance

1 being a park or facility distinguished by dirty or damaged structures, recreational facilities, pavements, and site furnishings; dying, damaged, and unmaintained landscaping; and the presence of litter, versus 5 being a park or facility which features impeccably maintained structures, recreational facilities, pavements, and furnishings; healthy, vibrant landscaping, and no litter.

1 2 3 4 5



Pleasant Places to Sit

1 being a park or facility which offers no seating or that which is uninviting, dirty, or damaged, versus 5 being a park or facility which provides inviting, tidy, and attractive seating options.

1 2 3 4 5



Protection from Weather

1 being a park that provides no structures or protection from the elements, versus 5 being a park that offers an easily accessible covered structure with complete coverage and protection from the elements.

1 2 3 4 5



Comments or Observations:

Kirksville, Missouri - Parks and Recreation Master Plan

Park and Facility Assessment Tool

Usability

Criterion Score: 12

Mix of Things to Do

1 being a single-use park or facility that can only be used in specific weather conditions, versus 5 being a park or facility that offers activities for a variety of users throughout the year.

1 2 3 4 5

Level of Activity

1 being a park or facility with only a few visitors during the average day, versus 5 being a park or facility that attracts a variety of people of different ages and abilities throughout the average day.

1 2 3 4 5

Programming Flexibility

1 being a park or facility which offers limited use due to topography, size, access, physical limitations, and seasonality, versus 5 being a park or facility with a large range of options due to flexible topography, open spaces, structures, and utilities.

1 2 3 4 5

Sense of Ownership

1 being a park or facility showing misuse, lack of maintenance, litter, and vandalism, versus 5 being an actively-used park or facility showing evidence of maintenance, upkeep, volunteerism, and "patrolling" users.

1 2 3 4 5

Comments or Observations:

City regulations on the use of this lake and surrounding landscape limit what can effectively be done at this park site.

Kirksville, Missouri - Parks and Recreation Master Plan

Park and Facility Assessment Tool

Amenities

Criterion Score: 7

Playground and Sports Equipment

1 being a park or facility with damaged, dirty, or dilapidated playground, exercise, or athletic equipment, versus 5 being a park with clean, attractive, and well-maintained equipment.

1 2 3 4 5

Built Structures

1 being a park or facility with restrooms, shelters, etc. in obvious visual need of repair, versus 5 being a park or facility with buildings that appear well-maintained and in good operating order.

1 2 3 4 5

Sidewalks, Streets, and Parking Lots

1 being a park or facility with damaged or decaying, as well as an inadequate or inappropriate amount of pavement versus 5 being a park or facility with well-maintained paved surfaces appropriately designed to serve the park and its users.

1 2 3 4 5

Energy and Sustainability

1 being a park or facility which features outdated and poorly functioning lighting, irrigation, and other energy-dependent systems, versus 5 being a park or facility which appears to make use of sustainable materials and systems such as LED lighting fixtures, or rain-sensor-controlled irrigation systems.

1 2 3 4 5

Comments or Observations:

Kirksville, Missouri - Parks and Recreation Master Plan

Park and Facility Assessment Tool

Facility Name: Jaycee Park **Total Score:** 81 (0-49=Poor; 50-69=Fair; 70-84=Good; 85-100=Excellent)

Street Address or Location: 801 E. Mill St.

Total Area (Acreage or Square Feet): 3.7 acres

Classification (circle one):

Pocket Park Neighborhood Community Regional Cemetery Trail Facility

Adjacent Land Uses (check all that apply):

Single Family Residential X

Commercial/Retail _____

Multi-Family Residential X

Civic/Institutional _____

Mixed-Use _____

Industrial _____

Park/Facility Components (check and number all that apply):

Baseball Fields 1

Fishing Pond _____

Dog Park _____

Soccer Fields _____

Boat Ramp _____

Playground 1

Bleachers/Grandstands 2

Picnic Shelter _____

Drinking Fountain 1

Concession Stands _____

Hiking Trail _____

Picnic Tables 10

Multi-Purpose Fields _____

Multi-Use Trail _____

Parking Lot 1

Sand Volleyball Courts _____

Raingarden _____

Disc Golf _____

Tennis Courts _____

Community Garden _____

Skate Park _____

Dugouts 2

Stream / Creek _____

Restrooms 1

Scoreboard _____

Grills 1

Benches _____

Pool (Outdoor) _____

Boathouse _____

Gateway Sign _____

Pool (Indoor) _____

Nature Center _____

Park Map _____

Pickleball Courts _____

Canoe / Kayak Run _____

Lighting 5

Basketball Courts 1

Fire Pit _____

Trash Receptacles 6

Exercise Equipment _____

Irrigation _____

Bicycle Racks _____

Wading Pool 1

Floating Swim Docks _____

Amphitheater _____

Comments or Observations:

Kirksville, Missouri - Parks and Recreation Master Plan

Park and Facility Assessment Tool

Accessibility

Criterion Score: 10

Ease in Walking to Park or Facility

1 being poor access to the park or facility from adjacent streets or neighborhoods due to lack of sidewalks, shade trees, limited street crossings, or single-sided frontage, versus 5 being ADA accessible on wide shaded sidewalks with pedestrian street crossings, an interconnected park sidewalk system, and multiple street frontages

1 2 3 4 5

Clarity of Signage

1 being a park or facility which features nothing more than gateway and regulatory signage, versus 5 a park or facility having a hierarchy of signage (gateway, regulatory, location map, educational, directional, etc.) that is legible, attractive, and well-maintained.

1 2 3 4 5

ADA Compliance

1 being a park or facility that is generally inaccessible due to lack of ramps, level paving, equitable distribution of facilities, and does not appear to be easily usable by someone with special needs, versus 5 being a park or facility where most of its spaces are accessible and allow equitable use by people with all needs and abilities.

1 2 3 4 5

Lighting

1 being a park or facility that is not appropriately lit for its classification, versus 5 being a park or facility that is well lit by fixtures that are energy efficient and contribute to the overall aesthetic.

1 2 3 4 5

Comments or Observations:

There is only one light over the pedestrian area in the park.

Kirkville, Missouri - Parks and Recreation Master Plan

Park and Facility Assessment Tool

Connectivity

Criterion Score: 18

Visibility from a Distance

1 being poor visibility to the interior of the park or entrance of the facility from surrounding streets or neighborhoods due to man-made structures or natural features, versus 5 being able to see clearly into the park interior or facility entrance from surrounding streets and neighborhoods.

1 2 3 4 5

Multi-Modal Capacity

1 being a poorly connected park or facility that relies solely on automobile access, versus 5 being a park or facility that facilitates multiple modes of transportation the provision of bike racks or sidewalks that lead to transit stops, as well as interconnected access routes to and within the park

1 2 3 4 5

Relationship to Adjacent Land Uses

1 being a park or facility which provides no acknowledgment to its surrounding neighbors whether through pedestrian connections, landscaped buffers, gateway features, walls, or fences, versus 5 being a park or facility that “talks to” or celebrates its connections to adjacent land uses through architectural features, landscaping, pedestrian connections, fences, walls, or berms.

1 2 3 4 5

Feeling of Safety

1 being a park or facility which induces the feeling of danger due to poor visibility, limited access, high fences, unmaintained landscaping, decaying pavement, or the presence of litter, versus 5 being a park or facility that evokes feelings of safety through the promotion of “eyes on the park,” selectively-placed entry and exit points, low and transparent fencing, and well-maintained spaces.

1 2 3 4 5

Comments or Observations:

Kirksville, Missouri - Parks and Recreation Master Plan

Park and Facility Assessment Tool

Comfort & Character

Criterion Score: 19

Overall Attractiveness

1 being a park or facility which is perceived to be uninviting, unsafe, abandoned, and dilapidated, versus 5 being a park or facility which is perceived to be inviting, safe, and impeccably well-maintained.

1 2 3 4 5

Overall Maintenance

1 being a park or facility distinguished by dirty or damaged structures, recreational facilities, pavements, and site furnishings; dying, damaged, and unmaintained landscaping; and the presence of litter, versus 5 being a park or facility which features impeccably maintained structures, recreational facilities, pavements, and furnishings; healthy, vibrant landscaping, and no litter.

1 2 3 4 5

Pleasant Places to Sit

1 being a park or facility which offers no seating or that which is uninviting, dirty, or damaged, versus 5 being a park or facility which provides inviting, tidy, and attractive seating options.

1 2 3 4 5

Protection from Weather

1 being a park that provides no structures or protection from the elements, versus 5 being a park that offers an easily accessible covered structure with complete coverage and protection from the elements.

1 2 3 4 5

Comments or Observations:

Baseball diamonds are in rough shape and old; fencing is in okay shape.

Kirksville, Missouri - Parks and Recreation Master Plan

Park and Facility Assessment Tool

Usability

Criterion Score: 18

Mix of Things to Do

1 being a single-use park or facility that can only be used in specific weather conditions, versus 5 being a park or facility that offers activities for a variety of users throughout the year.

1 2 3 4 5

Level of Activity

1 being a park or facility with only a few visitors during the average day, versus 5 being a park or facility that attracts a variety of people of different ages and abilities throughout the average day.

1 2 3 4 5

Programming Flexibility

1 being a park or facility which offers limited use due to topography, size, access, physical limitations, and seasonality, versus 5 being a park or facility with a large range of options due to flexible topography, open spaces, structures, and utilities.

1 2 3 4 5

Sense of Ownership

1 being a park or facility showing misuse, lack of maintenance, litter, and vandalism, versus 5 being an actively-used park or facility showing evidence of maintenance, upkeep, volunteerism, and "patrolling" users.

1 2 3 4 5

Comments or Observations:

Kirksville, Missouri - Parks and Recreation Master Plan

Park and Facility Assessment Tool

Amenities

Criterion Score: 16

Playground and Sports Equipment

1 being a park or facility with damaged, dirty, or dilapidated playground, exercise, or athletic equipment, versus 5 being a park with clean, attractive, and well-maintained equipment.

1 2 3 4 5

Built Structures

1 being a park or facility with restrooms, shelters, etc. in obvious visual need of repair, versus 5 being a park or facility with buildings that appear well-maintained and in good operating order.

1 2 3 4 5

Sidewalks, Streets, and Parking Lots

1 being a park or facility with damaged or decaying, as well as an inadequate or inappropriate amount of pavement versus 5 being a park or facility with well-maintained paved surfaces appropriately designed to serve the park and its users.

1 2 3 4 5

Energy and Sustainability

1 being a park or facility which features outdated and poorly functioning lighting, irrigation, and other energy-dependent systems, versus 5 being a park or facility which appears to make use of sustainable materials and systems such as LED lighting fixtures, or rain-sensor-controlled irrigation systems.

1 2 3 4 5

Comments or Observations:

Kirksville, Missouri - Parks and Recreation Master Plan

Park and Facility Assessment Tool

Park Name: McKinney Bark Park **Total Score:** 61 (0-49=Poor; 50-69=Fair; 70-84=Good; 85-100=Excellent)

Street Address or Location: 2524 South Franklin St.

Total Area (Acreage or Square Feet): 2.2 acres

Classification (circle one):

Pocket Park Neighborhood Community Regional Cemetery Trail Facility

Adjacent Land Uses (check all that apply):

Single Family Residential _____ Commercial/Retail X
Multi-Family X Civic/Institutional _____
Mixed-Use _____ Industrial X

Park/Facility Components (check and number all that apply):

Baseball Fields _____	Fishing Pond _____	Dog Park <u>2</u>
Soccer Fields _____	Boat Ramp _____	Playground _____
Bleachers/Grandstands _____	Picnic Shelter _____	Drinking Fountain _____
Concession Stands _____	Hiking Trail _____	Picnic Tables <u>4</u>
Multi-Purpose Fields _____	Multi-Use Trail _____	Parking Lot <u>1</u>
Sand Volleyball Courts _____	Raingarden _____	Disc Golf _____
Tennis Courts _____	Community Garden _____	Skate Park _____
Dugouts _____	Stream / Creek _____	Restrooms _____
Scoreboard _____	Grills _____	Benches _____
Pool (Outdoor) _____	Boathouse _____	Gateway Sign <u>2</u>
Pool (Indoor) _____	Nature Center _____	Park Map _____
Pickleball Courts _____	Canoe / Kayak Run _____	Lighting _____
Basketball Courts _____	Fire Pit _____	Trash Receptacles _____
Basketball Courts _____	Pet Waste Stations <u>2</u>	Regulatory Sign <u>1</u>

Comments or Observations: Developed in an old state highway rest area adjacent to commercial properties such as a hotel and light industrial such as warehouses and contractor shops. It's a relatively accessible park despite dramatic grade change.

Kirksville, Missouri - Parks and Recreation Master Plan

Park and Facility Assessment Tool

Accessibility

Criterion Score: 10

Ease in Walking to Park or Facility

1 being poor access to the park or facility from adjacent streets or neighborhoods due to lack of sidewalks, shade trees, limited street crossings, or single-sided frontage, versus 5 being ADA accessible on wide shaded sidewalks with pedestrian street crossings, an interconnected park sidewalk system, and multiple street frontages

1 2 3 4 5

Clarity of Signage

1 being a park or facility which features nothing more than gateway and regulatory signage, versus 5 a park or facility having a hierarchy of signage (gateway, regulatory, location map, educational, directional, etc.) that is legible, attractive, and well-maintained.

1 2 3 4 5

ADA Compliance

1 being a park or facility that is generally inaccessible due to lack of ramps, level paving, equitable distribution of facilities, and does not appear to be easily usable by someone with special needs, versus 5 being a park or facility where most of its spaces are accessible and allow equitable use by people with all needs and abilities.

1 2 3 4 5

Lighting

1 being a park or facility that is not appropriately lit for its classification, versus 5 being a park or facility that is well lit by fixtures that are energy efficient and contribute to the overall aesthetic.

1 2 3 4 5

Comments or Observations:

This place is inaccessible by a sidewalk. You could bike here safely, but what dog owner is going to do that? There are no proper ADA parking spaces but a decent sidewalk between the parking and the park. The single solar-powered LED lamp near the entrance is a nice touch

Kirksville, Missouri - Parks and Recreation Master Plan

Park and Facility Assessment Tool

Connectivity

Criterion Score: 13

Visibility from a Distance

1 being poor visibility to the interior of the park or entrance of the facility from surrounding streets or neighborhoods due to man-made structures or natural features, versus 5 being able to see clearly into the park interior or facility entrance from surrounding streets and neighborhoods.

1 2 3 4 5

Multi-Modal Capacity

1 being a poorly connected park or facility that relies solely on automobile access, versus 5 being a park or facility that facilitates multiple modes of transportation the provision of bike racks or sidewalks that lead to transit stops, as well as interconnected access routes to and within the park

1 2 3 4 5

Relationship to Adjacent Land Uses

1 being a park or facility which provides no acknowledgment to its surrounding neighbors whether through pedestrian connections, landscaped buffers, gateway features, walls, or fences, versus 5 being a park or facility that “talks to” or celebrates its connections to adjacent land uses through architectural features, landscaping, pedestrian connections, fences, walls, or berms.

1 2 3 4 5

Feeling of Safety

1 being a park or facility which induces the feeling of danger due to poor visibility, limited access, high fences, unmaintained landscaping, decaying pavement, or the presence of litter, versus 5 being a park or facility that evokes feelings of safety through the promotion of “eyes on the park,” selectively-placed entry and exit points, low and transparent fencing, and well-maintained spaces.

1 2 3 4 5

Comments or Observations:

This park has great visibility but feels a bit isolated; it’s placed on a bike route but that doesn’t help the typical dog owner very much. The park is a green island in an otherwise highway-dominated landscape.

Kirksville, Missouri - Parks and Recreation Master Plan

Park and Facility Assessment Tool

Comfort & Character

Criterion Score: 13

Overall Attractiveness

1 being a park or facility which is perceived to be uninviting, unsafe, abandoned, and dilapidated, versus 5 being a park or facility which is perceived to be inviting, safe, and impeccably well-maintained.

1 2 3 **4** 5

Overall Maintenance

1 being a park or facility distinguished by dirty or damaged structures, recreational facilities, pavements, and site furnishings; dying, damaged, and unmaintained landscaping; and the presence of litter, versus 5 being a park or facility which features impeccably maintained structures, recreational facilities, pavements, and furnishings; healthy, vibrant landscaping, and no litter.

1 2 3 **4** 5

Pleasant Places to Sit

1 being a park or facility which offers no seating or that which is uninviting, dirty, or damaged, versus 5 being a park or facility which provides inviting, tidy, and attractive seating options.

1 2 3 **4** 5

Protection from Weather

1 being a park that provides no structures or protection from the elements, versus 5 being a park that offers an easily accessible covered structure with complete coverage and protection from the elements.

1 2 3 4 5

Comments or Observations:

The trees here are amazing and provide terrific shade but there is no protection from the weather otherwise.

Kirksville, Missouri - Parks and Recreation Master Plan

Park and Facility Assessment Tool

Usability

Criterion Score: 12

Mix of Things to Do

1 being a single-use park or facility that can only be used in specific weather conditions, versus 5 being a park or facility that offers activities for a variety of users throughout the year.

1 2 3 4 5

Level of Activity

1 being a park or facility with only a few visitors during the average day, versus 5 being a park or facility that attracts a variety of people of different ages and abilities throughout the average day.

1 2 3 4 5

Programming Flexibility

1 being a park or facility which offers limited use due to topography, size, access, physical limitations, and seasonality, versus 5 being a park or facility with a large range of options due to flexible topography, open spaces, structures, and utilities.

1 2 3 4 5

Sense of Ownership

1 being a park or facility showing misuse, lack of maintenance, litter, and vandalism, versus 5 being an actively-used park or facility showing evidence of maintenance, upkeep, volunteerism, and "patrolling" users.

1 2 3 4 5

Comments or Observations:

Lots of potential here for canine fun.

Kirksville, Missouri - Parks and Recreation Master Plan

Park and Facility Assessment Tool

Amenities

Criterion Score: 13

Playground and Sports Equipment

1 being a park or facility with damaged, dirty, or dilapidated playground, exercise, or athletic equipment, versus 5 being a park with clean, attractive, and well-maintained equipment.

1 2 3 4 5

Built Structures

1 being a park or facility with restrooms, shelters, etc. in obvious visual need of repair, versus 5 being a park or facility with buildings that appear well-maintained and in good operating order.

1 2 3 4 5

Sidewalks, Streets, and Parking Lots

1 being a park or facility with damaged or decaying, as well as an inadequate or inappropriate amount of pavement versus 5 being a park or facility with well-maintained paved surfaces appropriately designed to serve the park and its users.

1 2 3 4 5

Energy and Sustainability

1 being a park or facility which features outdated and poorly functioning lighting, irrigation, and other energy-dependent systems, versus 5 being a park or facility which appears to make use of sustainable materials and systems such as LED lighting fixtures, or rain-sensor-controlled irrigation systems.

1 2 3 4 5

Comments or Observations: There is very little equipment or built amenities for any kid at this park. In the absence of such features, we score those criteria "3" to acknowledge the maintenance benefit gained by having fewer such amenities to maintain.

Kirksville, Missouri - Parks and Recreation Master Plan

Park and Facility Assessment Tool

Park Name: Memorial Park **Total Score:** 67 (0-49=Poor, 50-69=Fair, 70-84=Good; 85-100=Excellent)

Street Address or Location: 404 East Cottonwood Street

Total Area (Acreage or Square Feet): 1.2 acres

Classification (circle one):

Pocket Park Neighborhood Community Regional Cemetery Trail Facility

Adjacent Land Uses (check all that apply):

Single Family Residential X

Commercial/Retail _____

Multi-Family Residential _____

Civic/Institutional _____

Mixed-Use _____

Industrial _____

Park/Facility Components (check and number all that apply):

Baseball Fields _____

Fishing Pond _____

Dog Park _____

Soccer Fields _____

Boat Ramp _____

Playground 2

Bleachers/Grandstands _____

Picnic Shelter _____

Drinking Fountain _____

Concession Stands _____

Hiking Trail _____

Picnic Tables 6

Multi-Purpose Fields _____

Multi-Use Trail _____

Parking Lot 1

Sand Volleyball Courts _____

Raingarden _____

Disc Golf _____

Tennis Courts _____

Community Garden _____

Skate Park _____

Dugouts _____

Stream / Creek _____

Restrooms 1

Scoreboard _____

Grills 1

Benches 4

Pool (Outdoor) _____

Boathouse _____

Gateway Sign _____

Pool (Indoor) _____

Nature Center _____

Park Map _____

Pickleball Courts _____

Canoe / Kayak Run _____

Lighting _____

Basketball Courts 1

Fire Pit _____

Trash Receptacles 4

Exercise Equipment _____

Irrigation _____

Bicycle Racks _____

Wading Pool _____

Floating Swim Docks _____

Amphitheater _____

Comments or Observations: Two basketball hoops, two swings and an obstacle course.

Kirksville, Missouri - Parks and Recreation Master Plan

Park and Facility Assessment Tool

Accessibility

Criterion Score: 13

Ease in Walking to Park or Facility

1 being poor access to the park or facility from adjacent streets or neighborhoods due to lack of sidewalks, shade trees, limited street crossings, or single-sided frontage, versus 5 being ADA accessible on wide shaded sidewalks with pedestrian street crossings, an interconnected park sidewalk system, and multiple street frontages

1 2 3 **4** 5

Clarity of Signage

1 being a park or facility which features nothing more than gateway and regulatory signage, versus 5 a park or facility having a hierarchy of signage (gateway, regulatory, location map, educational, directional, etc.) that is legible, attractive, and well-maintained.

1 2 **3** 4 5

ADA Compliance

1 being a park or facility that is generally inaccessible due to lack of ramps, level paving, equitable distribution of facilities, and does not appear to be easily usable by someone with special needs, versus 5 being a park or facility where most of its spaces are accessible and allow equitable use by people with all needs and abilities.

1 2 3 **4** 5

Lighting

1 being a park or facility that is not appropriately lit for its classification, versus 5 being a park or facility that is well lit by fixtures that are energy efficient and contribute to the overall aesthetic.

1 **2** 3 4 5

Comments or Observations:

Kirksville, Missouri - Parks and Recreation Master Plan

Park and Facility Assessment Tool

Connectivity

Criterion Score: 14

Visibility from a Distance

1 being poor visibility to the interior of the park or entrance of the facility from surrounding streets or neighborhoods due to man-made structures or natural features, versus 5 being able to see clearly into the park interior or facility entrance from surrounding streets and neighborhoods.

1 2 3 4 5

Multi-Modal Capacity

1 being a poorly connected park or facility that relies solely on automobile access, versus 5 being a park or facility that facilitates multiple modes of transportation the provision of bike racks or sidewalks that lead to transit stops, as well as interconnected access routes to and within the park

1 2 3 4 5

Relationship to Adjacent Land Uses

1 being a park or facility which provides no acknowledgment to its surrounding neighbors whether through pedestrian connections, landscaped buffers, gateway features, walls, or fences, versus 5 being a park or facility that "talks to" or celebrates its connections to adjacent land uses through architectural features, landscaping, pedestrian connections, fences, walls, or berms.

1 2 3 4 5

Feeling of Safety

1 being a park or facility which induces the feeling of danger due to poor visibility, limited access, high fences, unmaintained landscaping, decaying pavement, or the presence of litter, versus 5 being a park or facility that evokes feelings of safety through the promotion of "eyes on the park," selectively placed entry and exit points, low and transparent fencing, and well-maintained spaces.

1 2 3 4 5

Comments or Observations:

Kirksville, Missouri - Parks and Recreation Master Plan

Park and Facility Assessment Tool

Comfort & Character

Criterion Score: 12

Overall Attractiveness

1 being a park or facility which is perceived to be uninviting, unsafe, abandoned, and dilapidated, versus 5 being a park or facility which is perceived to be inviting, safe, and impeccably well-maintained.

1 2 3 4 5

Overall Maintenance

1 being a park or facility distinguished by dirty or damaged structures, recreational facilities, pavements, and site furnishings; dying, damaged, and unmaintained landscaping; and the presence of litter, versus 5 being a park or facility which features impeccably maintained structures, recreational facilities, pavements, and furnishings; healthy, vibrant landscaping, and no litter.

1 2 3 4 5

Pleasant Places to Sit

1 being a park or facility which offers no seating or that which is uninviting, dirty, or damaged, versus 5 being a park or facility which provides inviting, tidy, and attractive seating options.

1 2 3 4 5

Protection from Weather

1 being a park that provides no structures or protection from the elements, versus 5 being a park that offers an easily accessible covered structure with complete coverage and protection from the elements.

1 2 3 4 5

Comments or Observations:

Kirksville, Missouri - Parks and Recreation Master Plan

Park and Facility Assessment Tool

Usability

Criterion Score: 14

Mix of Things to Do

1 being a single-use park or facility that can only be used in specific weather conditions, versus 5 being a park or facility that offers activities for a variety of users throughout the year.

1 2 3 4 5

Level of Activity

1 being a park or facility with only a few visitors during the average day, versus 5 being a park or facility that attracts a variety of people of different ages and abilities throughout the average day.

1 2 3 4 5

Programming Flexibility

1 being a park or facility which offers limited use due to topography, size, access, physical limitations, and seasonality, versus 5 being a park or facility with a large range of options due to flexible topography, open spaces, structures, and utilities.

1 2 3 4 5

Sense of Ownership

1 being a park or facility showing misuse, lack of maintenance, litter, and vandalism, versus 5 being an actively-used park or facility showing evidence of maintenance, upkeep, volunteerism, and "patrolling" users.

1 2 3 4 5

Comments or Observations:

Just Play and basketball as use. This is a family park.

Kirksville, Missouri - Parks and Recreation Master Plan

Park and Facility Assessment Tool

Amenities

Criterion Score: 14

Playground and Sports Equipment

1 being a park or facility with damaged, dirty, or dilapidated playground, exercise, or athletic equipment, versus 5 being a park with clean, attractive, and well-maintained equipment.

1 2 3 **4** 5

Built Structures

1 being a park or facility with restrooms, shelters, etc. in obvious visual need of repair, versus 5 being a park or facility with buildings that appear well-maintained and in good operating order.

1 2 **3** 4 5

Sidewalks, Streets, and Parking Lots

1 being a park or facility with damaged or decaying, as well as an inadequate or inappropriate amount of pavement versus 5 being a park or facility with well-maintained paved surfaces appropriately designed to serve the park and its users.

1 2 3 **4** 5

Energy and Sustainability

1 being a park or facility which features outdated and poorly functioning lighting, irrigation, and other energy-dependent systems, versus 5 being a park or facility which appears to make use of sustainable materials and systems such as LED lighting fixtures, or rain-sensor-controlled irrigation systems.

1 2 **3** 4 5

Comments or Observations:

The parking has no striping and there is minimal lighting.

Kirksville, Missouri - Parks and Recreation Master Plan

Park and Facility Assessment Tool

Park Name: North Park **Total Score:** 56 (0-49=Poor; 50-69=Fair; 70-84=Good; 85-100=Excellent)

Street Address or Location: 2710 Novinger St.

Total Area (Acreage or Square Feet): 61.4 acres

Classification (circle one):

Pocket Park Neighborhood Community Regional Cemetery Trail Facility

Adjacent Land Uses (check all that apply):

Single Family Residential _____ Commercial/Retail _____
Multi-Family Residential X Civic/Institutional _____
Mixed-Use _____ Industrial X

Park/Facility Components (check and number all that apply):

Baseball Fields <u>8</u>	Fishing Pond _____	Dog Park _____
Soccer Fields <u>1</u>	Boat Ramp _____	Playground <u>1</u>
Bleachers/Grandstands <u>16</u>	Picnic Shelter <u>1</u>	Drinking Fountain <u>2</u>
Concession Stands <u>1</u>	Hiking Trail _____	Game Tables _____
Multi-Purpose Fields _____	Multi-Use Trail _____	Parking Lot <u>3</u>
Sand Volleyball Courts _____	Raingarden _____	Disc Golf _____
Tennis Courts _____	Community Garden _____	Skate Park <u>1</u>
Dugouts <u>16</u>	Stream / Creek _____	Restrooms <u>3</u>
Scoreboard <u>6</u>	Grills _____	Benches <u>2</u>
Pool (Outdoor) _____	Boathouse _____	Gateway Sign <u>1</u>
Pool (Indoor) _____	Nature Center _____	Picnic Tables <u>6</u>
Pickleball Courts _____	Canoe / Kayak Run _____	Lighting <u>18</u>
Basketball Courts _____	Fire Pit _____	Trash Receptacles _____
Exercise Equipment _____	Irrigation _____	Bicycle Racks <u>5</u>
Batting Cages <u>7</u>	Water Spigots <u>3</u>	Amphitheater _____

Comments or Observations:

Kirkville, Missouri - Parks and Recreation Master Plan

Park and Facility Assessment Tool

Accessibility

Criterion Score: 8

Ease in Walking to Park or Facility

1 being poor access to the park or facility from adjacent streets or neighborhoods due to lack of sidewalks, shade trees, limited street crossings, or single-sided frontage, versus 5 being ADA accessible on wide shaded sidewalks with pedestrian street crossings, an interconnected park sidewalk system, and multiple street frontages

1 2 3 4 5

Clarity of Signage

1 being a park or facility which features nothing more than gateway and regulatory signage, versus 5 a park or facility having a hierarchy of signage (gateway, regulatory, location map, educational, directional, etc.) that is legible, attractive, and well-maintained.

1 2 3 4 5

ADA Compliance

1 being a park or facility that is generally inaccessible due to lack of ramps, level paving, equitable distribution of facilities, and does not appear to be easily usable by someone with special needs, versus 5 being a park or facility where most of its spaces are accessible and allow equitable use by people with all needs and abilities.

1 2 3 4 5

Lighting

1 being a park or facility that is not appropriately lit for its classification, versus 5 being a park or facility that is well lit by fixtures that are energy efficient and contribute to the overall aesthetic.

1 2 3 4 5

Comments or Observations:

Kirksville, Missouri - Parks and Recreation Master Plan

Park and Facility Assessment Tool

Connectivity

Criterion Score: 10

Visibility from a Distance

1 being poor visibility to the interior of the park or entrance of the facility from surrounding streets or neighborhoods due to man-made structures or natural features, versus 5 being able to see clearly into the park interior or facility entrance from surrounding streets and neighborhoods.

1 2 3 4 5

Multi-Modal Capacity

1 being a poorly connected park or facility that relies solely on automobile access, versus 5 being a park or facility that facilitates multiple modes of transportation the provision of bike racks or sidewalks that lead to transit stops, as well as interconnected access routes to and within the park

1 2 3 4 5

Relationship to Adjacent Land Uses

1 being a park or facility which provides no acknowledgment to its surrounding neighbors whether through pedestrian connections, landscaped buffers, gateway features, walls, or fences, versus 5 being a park or facility that "talks to" or celebrates its connections to adjacent land uses through architectural features, landscaping, pedestrian connections, fences, walls, or berms.

1 2 3 4 5

Feeling of Safety

1 being a park or facility which induces the feeling of danger due to poor visibility, limited access, high fences, unmaintained landscaping, decaying pavement, or the presence of litter, versus 5 being a park or facility that evokes feelings of safety through the promotion of "eyes on the park," selectively placed entry and exit points, low and transparent fencing, and well-maintained spaces.

1 2 3 4 5

Comments or Observations:

The park is tucked behind a storage facility.

Kirksville, Missouri - Parks and Recreation Master Plan

Park and Facility Assessment Tool

Comfort & Character

Criterion Score: 11

Overall Attractiveness

1 being a park or facility which is perceived to be uninviting, unsafe, abandoned, and dilapidated, versus 5 being a park or facility which is perceived to be inviting, safe, and impeccably well-maintained.

1 2 3 4 5

Overall Maintenance

1 being a park or facility distinguished by dirty or damaged structures, recreational facilities, pavements, and site furnishings; dying, damaged, and unmaintained landscaping; and the presence of litter, versus 5 being a park or facility which features impeccably maintained structures, recreational facilities, pavements, and furnishings; healthy, vibrant landscaping, and no litter.

1 2 3 4 5

Pleasant Places to Sit

1 being a park or facility which offers no seating or that which is uninviting, dirty, or damaged, versus 5 being a park or facility which provides inviting, tidy, and attractive seating options.

1 2 3 4 5

Protection from Weather

1 being a park that provides no structures or protection from the elements, versus 5 being a park that offers an easily accessible covered structure with complete coverage and protection from the elements.

1 2 3 4 5

Comments or Observations:

There is little to no seating beyond the bleachers.

Kirksville, Missouri - Parks and Recreation Master Plan

Park and Facility Assessment Tool

Usability

Criterion Score: 15

Mix of Things to Do

1 being a single-use park or facility that can only be used in specific weather conditions, versus 5 being a park or facility that offers activities for a variety of users throughout the year.

1 2 3 **4** 5

Level of Activity

1 being a park or facility with only a few visitors during the average day, versus 5 being a park or facility that attracts a variety of people of different ages and abilities throughout the average day.

1 2 **3** 4 5

Programming Flexibility

1 being a park or facility which offers limited use due to topography, size, access, physical limitations, and seasonality, versus 5 being a park or facility with a large range of options due to flexible topography, open spaces, structures, and utilities.

1 2 3 **4** 5

Sense of Ownership

1 being a park or facility showing misuse, lack of maintenance, litter, and vandalism, versus 5 being an actively-used park or facility showing evidence of maintenance, upkeep, volunteerism, and "patrolling" users.

1 2 3 **4** 5

Comments or Observations:

Kirksville, Missouri - Parks and Recreation Master Plan

Park and Facility Assessment Tool

Amenities

Criterion Score: 12

Playground and Sports Equipment

1 being a park or facility with damaged, dirty, or dilapidated playground, exercise, or athletic equipment, versus 5 being a park with clean, attractive, and well-maintained equipment.

1 2 3 4 5

Built Structures

1 being a park or facility with restrooms, shelters, etc. in obvious visual need of repair, versus 5 being a park or facility with buildings that appear well-maintained and in good operating order.

1 2 3 4 5

Sidewalks, Streets, and Parking Lots

1 being a park or facility with damaged or decaying, as well as an inadequate or inappropriate amount of pavement versus 5 being a park or facility with well-maintained paved surfaces appropriately designed to serve the park and its users.

1 2 3 4 5

Energy and Sustainability

1 being a park or facility that features outdated and poorly functioning lighting, irrigation, and other energy-dependent systems, versus 5 being a park or facility that appears to use sustainable materials and systems such as LED lighting fixtures, or rain-sensor-controlled irrigation systems.

1 2 3 4 5

Comments or Observations:

Kirksville, Missouri - Parks and Recreation Master Plan

Park and Facility Assessment Tool

Accessibility

Criterion Score: 9

Ease in Walking to Park or Facility

1 being poor access to the park or facility from adjacent streets or neighborhoods due to lack of sidewalks, shade trees, limited street crossings, or single-sided frontage, versus 5 being ADA accessible on wide shaded sidewalks with pedestrian street crossings, an interconnected park sidewalk system, and multiple street frontages

1 2 3 4 5

Clarity of Signage

1 being a park or facility which features nothing more than gateway and regulatory signage, versus 5 a park or facility having a hierarchy of signage (gateway, regulatory, location map, educational, directional, etc.) that is legible, attractive, and well-maintained.

1 2 3 4 5

ADA Compliance

1 being a park or facility that is generally inaccessible due to lack of ramps, level paving, equitable distribution of facilities, and does not appear to be easily usable by someone with special needs, versus 5 being a park or facility where most of its spaces are accessible and allow equitable use by people with all needs and abilities.

1 2 3 4 5

Lighting

1 being a park or facility that is not appropriately lit for its classification, versus 5 being a park or facility that is well lit by fixtures that are energy efficient and contribute to the overall aesthetic.

1 2 3 4 5

Comments or Observations:

There are no sidewalks along adjacent roads; for a park with as many options, there should be more signage. The baseball field has access but nothing else; enough lighting to serve the ball diamond and shelter. There is no accessible striping or signage in either parking area.

Kirksville, Missouri - Parks and Recreation Master Plan

Park and Facility Assessment Tool

Connectivity

Criterion Score: 10

Visibility from a Distance

1 being poor visibility to the interior of the park or entrance of the facility from surrounding streets or neighborhoods due to man-made structures or natural features, versus 5 being able to see clearly into the park interior or facility entrance from surrounding streets and neighborhoods.

1 2 3 4 5

Multi-Modal Capacity

1 being a poorly connected park or facility that relies solely on automobile access, versus 5 being a park or facility that facilitates multiple modes of transportation the provision of bike racks or sidewalks that lead to transit stops, as well as interconnected access routes to and within the park

1 2 3 4 5

Relationship to Adjacent Land Uses

1 being a park or facility which provides no acknowledgment to its surrounding neighbors whether through pedestrian connections, landscaped buffers, gateway features, walls, or fences, versus 5 being a park or facility that “talks to” or celebrates its connections to adjacent land uses through architectural features, landscaping, pedestrian connections, fences, walls, or berms.

1 2 3 4 5

Feeling of Safety

1 being a park or facility which induces the feeling of danger due to poor visibility, limited access, high fences, unmaintained landscaping, decaying pavement, or the presence of litter, versus 5 being a park or facility that evokes feelings of safety through the promotion of “eyes on the park,” selectively-placed entry and exit points, low and transparent fencing, and well-maintained spaces.

1 2 3 4 5

Comments or Observations: The park is pretty wide open, the undulating topography sometimes widens in the views; there are bike racks but no sidewalk access to the park; the edges of this park are rough; due to the very open landscape the neighbors can probably patrol the activity in the park.

Kirksville, Missouri - Parks and Recreation Master Plan

Park and Facility Assessment Tool

Comfort & Character

Criterion Score: 13

Overall Attractiveness

1 being a park or facility which is perceived to be uninviting, unsafe, abandoned, and dilapidated, versus 5 being a park or facility which is perceived to be inviting, safe, and impeccably well-maintained.

1 2 3 4 5

Overall Maintenance

1 being a park or facility distinguished by dirty or damaged structures, recreational facilities, pavements, and site furnishings; dying, damaged, and unmaintained landscaping; and the presence of litter, versus 5 being a park or facility which features impeccably maintained structures, recreational facilities, pavements, and furnishings; healthy, vibrant landscaping, and no litter.

1 2 3 4 5

Pleasant Places to Sit

1 being a park or facility which offers no seating or that which is uninviting, dirty, or damaged, versus 5 being a park or facility which provides inviting, tidy, and attractive seating options.

1 2 3 4 5

Protection from Weather

1 being a park that provides no structures or protection from the elements, versus 5 being a park that offers an easily accessible covered structure with complete coverage and protection from the elements.

1 2 3 4 5

Comments or Observations: Not many nice amenities but reasonably well maintained; the park is overall well maintained but looks old and tired; very little shade, especially around the tennis court or ball field. The park is small but with a well-maintained shelter.

Kirksville, Missouri - Parks and Recreation Master Plan

Park and Facility Assessment Tool

Usability

Criterion Score: 10

Mix of Things to Do

1 being a single-use park or facility that can only be used in specific weather conditions, versus 5 being a park or facility that offers activities for a variety of users throughout the year.

1 2 3 4 5

Level of Activity

1 being a park or facility with only a few visitors during the average day, versus 5 being a park or facility that attracts a variety of people of different ages and abilities throughout the average day.

1 2 3 4 5

Programming Flexibility

1 being a park or facility which offers limited use due to topography, size, access, physical limitations, and seasonality, versus 5 being a park or facility with a large range of options due to flexible topography, open spaces, structures, and utilities.

1 2 3 4 5

Sense of Ownership

1 being a park or facility showing misuse, lack of maintenance, litter, and vandalism, versus 5 being an actively-used park or facility showing evidence of maintenance, upkeep, volunteerism, and "patrolling" users.

1 2 3 4 5

Comments or Observations: There is nothing to do here except tennis or baseball. The park has potential that is untapped; very well maintained and cared for. Why not have an extra parking lot? Playground? Nature trail? Bigger shelter? Community garden?

Kirksville, Missouri - Parks and Recreation Master Plan

Park and Facility Assessment Tool

Amenities

Criterion Score: 10

Playground and Sports Equipment

1 being a park or facility with damaged, dirty, or dilapidated playground, exercise, or athletic equipment, versus 5 being a park with clean, attractive, and well-maintained equipment.

1 2 3 4 5

Built Structures

1 being a park or facility with restrooms, shelters, etc. in obvious visual need of repair, versus 5 being a park or facility with buildings that appear well-maintained and in good operating order.

1 2 3 4 5

Sidewalks, Streets, and Parking Lots

1 being a park or facility with damaged or decaying, as well as an inadequate or inappropriate amount of pavement versus 5 being a park or facility with well-maintained paved surfaces appropriately designed to serve the park and its users.

1 2 3 4 5

Energy and Sustainability

1 being a park or facility that features outdated and poorly functioning lighting, irrigation, and other energy-dependent systems, versus 5 being a park or facility that appears to use sustainable materials and systems such as LED lighting fixtures, or rain-sensor-controlled irrigation systems.

1 2 3 4 5

Comments or Observations: Turf ballfield is in ok shape. The infield is full of weeds. The tennis court fence needs new mesh. The bathroom is hideous. The sidewalk is inadequate, there is no irrigation, and the ballfield lights appear dated.

Kirksville, Missouri - Parks and Recreation Master Plan

Park and Facility Assessment Tool

Park Name: PC Mills Park **Total Score:** 63 (0-49=Poor; 50-69=Fair; 70-84=Good; 85-100=Excellent)

Street Address or Location: 1506 South Baird St.

Total Area (Acreage or Square Feet): 3.4 acres

Classification (circle one):

Pocket Park Neighborhood Community Regional Cemetery Trail Facility

Adjacent Land Uses (check all that apply):

Single Family Residential X Commercial/Retail _____
 Multi-Family Residential X Civic/Institutional _____
 Mixed-Use _____ Industrial _____

Park/Facility Components (check and number all that apply):

Baseball Fields _____	Fishing Pond _____	Picnic tables <u>5</u>
Soccer Fields _____	Boat Ramp _____	Playground <u>X</u>
Bleachers/Grandstands _____	Picnic Shelter <u>X</u>	Drinking Fountain _____
Concession Stands _____	Hiking Trail _____	Game Tables _____
Multi-Purpose Fields <u>X</u>	Multi-Use Trail _____	Parking Lot <u>2</u>
Sand Volleyball Courts _____	Raingarden _____	Disc Golf _____
Tennis Courts _____	Community Garden _____	Skate Park _____
Dugouts _____	Stream / Creek _____	Restrooms <u>X</u>
Scoreboard _____	Grills <u>1</u>	Benches <u>3</u>
Pool (Outdoor) _____	Boathouse _____	Gateway Sign <u>X</u>
Pool (Indoor) _____	Nature Center _____	Park Map _____
Pickleball Courts _____	Canoe / Kayak Run _____	Lighting <u>X</u>
Basketball Courts <u>X</u>	Fire Pit _____	Trash Receptacles <u>5</u>
Exercise Equipment _____	Irrigation _____	Bicycle Racks <u>2</u>
Wading Pool <u>X</u>	Floating Swim Docks _____	Amphitheater _____

Comments or Observations: Backstop only; 1/3 basketball court; playground for 2-5 and 5-12-year-olds; swings; one paved parking lot, one gravel parking lot; lighting in the shelter; three park lights.

Kirksville, Missouri - Parks and Recreation Master Plan

Park and Facility Assessment Tool

Accessibility

Criterion Score: 13

Ease in Walking to Park or Facility

1 being poor access to the park or facility from adjacent streets or neighborhoods due to lack of sidewalks, shade trees, limited street crossings, or single-sided frontage, versus 5 being ADA accessible on wide shaded sidewalks with pedestrian street crossings, an interconnected park sidewalk system, and multiple street frontages

1 2 3 4 5

Clarity of Signage

1 being a park or facility which features nothing more than gateway and regulatory signage, versus 5 a park or facility having a hierarchy of signage (gateway, regulatory, location map, educational, directional, etc.) that is legible, attractive, and well-maintained.

1 2 3 4 5

ADA Compliance

1 being a park or facility that is generally inaccessible due to lack of ramps, level paving, equitable distribution of facilities, and does not appear to be easily usable by someone with special needs, versus 5 being a park or facility where most of its spaces are accessible and allow equitable use by people with all needs and abilities.

1 2 3 4 5

Lighting

1 being a park or facility that is not appropriately lit for its classification, versus 5 being a park or facility that is well lit by fixtures that are energy efficient and contribute to the overall aesthetic.

1 2 3 4 5

Comments or Observations: There are sidewalks adjacent to the park and it has Engineered Wood Fiber (EWF).

Kirksville, Missouri - Parks and Recreation Master Plan

Park and Facility Assessment Tool

Connectivity

Criterion Score: 13

Visibility from a Distance

1 being poor visibility to the interior of the park or entrance of the facility from surrounding streets or neighborhoods due to man-made structures or natural features, versus 5 being able to see clearly into the park interior or facility entrance from surrounding streets and neighborhoods.

1 2 3 4 5

Multi-Modal Capacity

1 being a poorly connected park or facility that relies solely on automobile access, versus 5 being a park or facility that facilitates multiple modes of transportation the provision of bike racks or sidewalks that lead to transit stops, as well as interconnected access routes to and within the park

1 2 3 4 5

Relationship to Adjacent Land Uses

1 being a park or facility which provides no acknowledgment to its surrounding neighbors whether through pedestrian connections, landscaped buffers, gateway features, walls, or fences, versus 5 being a park or facility that "talks to" or celebrates its connections to adjacent land uses through architectural features, landscaping, pedestrian connections, fences, walls, or berms.

1 2 3 4 5

Feeling of Safety

1 being a park or facility which induces the feeling of danger due to poor visibility, limited access, high fences, unmaintained landscaping, decaying pavement, or the presence of litter, versus 5 being a park or facility that evokes feelings of safety through the promotion of "eyes on the park," selectively placed entry and exit points, low and transparent fencing, and well-maintained spaces.

1 2 3 4 5

Comments or Observations:

Kirksville, Missouri - Parks and Recreation Master Plan

Park and Facility Assessment Tool

Comfort & Character

Criterion Score: 13

Overall Attractiveness

1 being a park or facility which is perceived to be uninviting, unsafe, abandoned, and dilapidated, versus 5 being a park or facility which is perceived to be inviting, safe, and impeccably well-maintained.

1 2 3 4 5

Overall Maintenance

1 being a park or facility distinguished by dirty or damaged structures, recreational facilities, pavements, and site furnishings; dying, damaged, and unmaintained landscaping; and the presence of litter, versus 5 being a park or facility which features impeccably maintained structures, recreational facilities, pavements, and furnishings; healthy, vibrant landscaping, and no litter.

1 2 3 4 5

Pleasant Places to Sit

1 being a park or facility which offers no seating or that which is uninviting, dirty, or damaged, versus 5 being a park or facility which provides inviting, tidy, and attractive seating options.

1 2 3 4 5

Protection from Weather

1 being a park that provides no structures or protection from the elements, versus 5 being a park that offers an easily accessible covered structure with complete coverage and protection from the elements.

1 2 3 4 5

Comments or Observations:

Kirksville, Missouri - Parks and Recreation Master Plan

Park and Facility Assessment Tool

Usability

Criterion Score: 14

Mix of Things to Do

1 being a single-use park or facility that can only be used in specific weather conditions, versus 5 being a park or facility that offers activities for a variety of users throughout the year.

1 2 3 **4** 5

Level of Activity

1 being a park or facility with only a few visitors during the average day, versus 5 being a park or facility that attracts a variety of people of different ages and abilities throughout the average day.

1 **2** 3 4 5

Programming Flexibility

1 being a park or facility which offers limited use due to topography, size, access, physical limitations, and seasonality, versus 5 being a park or facility with a large range of options due to flexible topography, open spaces, structures, and utilities.

1 2 3 4 **5**

Sense of Ownership

1 being a park or facility showing misuse, lack of maintenance, litter, and vandalism, versus 5 being an actively-used park or facility showing evidence of maintenance, upkeep, volunteerism, and "patrolling" users.

1 2 **3** 4 5

Comments or Observations:

Kirksville, Missouri - Parks and Recreation Master Plan

Park and Facility Assessment Tool

Amenities

Criterion Score: 10

Playground and Sports Equipment

1 being a park or facility with damaged, dirty, or dilapidated playground, exercise, or athletic equipment, versus 5 being a park with clean, attractive, and well-maintained equipment.

1 2 3 4 5

Built Structures

1 being a park or facility with restrooms, shelters, etc. in obvious visual need of repair, versus 5 being a park or facility with buildings that appear well-maintained and in good operating order.

1 2 3 4 5

Sidewalks, Streets, and Parking Lots

1 being a park or facility with damaged or decaying, as well as an inadequate or inappropriate amount of pavement versus 5 being a park or facility with well-maintained paved surfaces appropriately designed to serve the park and its users.

1 2 3 4 5

Energy and Sustainability

1 being a park or facility that features outdated and poorly functioning lighting, irrigation, and other energy-dependent systems, versus 5 being a park or facility that appears to use sustainable materials and systems such as LED lighting fixtures, or rain-sensor-controlled irrigation systems.

1 2 3 4 5

Comments or Observations: There is no irrigation.

Kirksville, Missouri - Parks and Recreation Master Plan

Park and Facility Assessment Tool

Park Name: Rotary Park **Total Score:** 72 (0-49=Poor; 50-69=Fair; 70-84=Good; 85-100=Excellent)

Street Address or Location: 801 East Mill St.

Total Area (Acreage or Square Feet): 20.2 acres

Classification (circle one):

Pocket Park Neighborhood Community Regional Cemetery Trail Facility

Adjacent Land Uses (check all that apply):

Single Family Residential X

Commercial/Retail X

Multi-Family Residential _____

Civic/Institutional X

Mixed-Use _____

Industrial _____

Park/Facility Components (check and number all that apply):

Baseball Fields _____

Fishing Pond _____

Picnic tables 17

Soccer Fields _____

Boat Ramp _____

Playground 1

Bleachers/Grandstands _____

Picnic Shelter 3

Drinking Fountain _____

Concession Stands _____

Hiking Trail _____

Game Tables 2

Multi-Purpose Fields _____

Multi-Use Trail 1

Parking Lot 4

Sand Volleyball Courts _____

Raingarden _____

Disc Golf _____

Tennis Courts _____

Community Garden _____

Skate Park _____

Dugouts _____

Stream / Creek 1

Restrooms 1

Scoreboard _____

Grills 2

Benches 8

Pool (Outdoor) _____

Boathouse _____

Gateway Sign 1

Pool (Indoor) _____

Nature Center _____

Park Map _____

Pickleball Courts _____

Canoe / Kayak Run _____

Lighting 11

Basketball Courts _____

Fire Pit _____

Trash Receptacles 10

Exercise Equipment _____

Irrigation _____

Bicycle Racks 1

Wading Pool _____

Floating Swim Docks _____

Amphitheater 1

Comments or Observations: Memorial crossing sculpture and rip-rap low water crossing; interior park/cul-de-sac; above-ground sewer main, pedestrian bridge; spigot at two shelters; corn hole. Veterans memorial has two benches, five flagpoles, memorial lighting, and various

Kirksville, Missouri - Parks and Recreation Master Plan

Park and Facility Assessment Tool

Accessibility

Criterion Score: 12

Ease in Walking to Park or Facility

1 being poor access to the park or facility from adjacent streets or neighborhoods due to lack of sidewalks, shade trees, limited street crossings, or single-sided frontage, versus 5 being ADA accessible on wide shaded sidewalks with pedestrian street crossings, an interconnected park sidewalk system, and multiple street frontages

1 2 3 4 5

Clarity of Signage

1 being a park or facility which features nothing more than gateway and regulatory signage, versus 5 a park or facility having a hierarchy of signage (gateway, regulatory, location map, educational, directional, etc.) that is legible, attractive, and well-maintained.

1 2 3 4 5

ADA Compliance

1 being a park or facility that is generally inaccessible due to lack of ramps, level paving, equitable distribution of facilities, and does not appear to be easily usable by someone with special needs, versus 5 being a park or facility where most of its spaces are accessible and allow equitable use by people with all needs and abilities.

1 2 3 4 5

Lighting

1 being a park or facility that is not appropriately lit for its classification, versus 5 being a park or facility that is well lit by fixtures that are energy efficient and contribute to the overall aesthetic.

1 2 3 4 5

Comments or Observations:

A location map would be nice to have for the park and disc golf course, aquatic center, disc golf, Rotary.

Kirksville, Missouri - Parks and Recreation Master Plan

Park and Facility Assessment Tool

Connectivity

Criterion Score: 15

Visibility from a Distance

1 being poor visibility to the interior of the park or entrance of the facility from surrounding streets or neighborhoods due to man-made structures or natural features, versus 5 being able to see clearly into the park interior or facility entrance from surrounding streets and neighborhoods.

1

2

3

4

5

Multi-Modal Capacity

1 being a poorly connected park or facility that relies solely on automobile access, versus 5 being a park or facility that facilitates multiple modes of transportation the provision of bike racks or sidewalks that lead to transit stops, as well as interconnected access routes to and within the park

1

2

3

4

5

Relationship to Adjacent Land Uses

1 being a park or facility which provides no acknowledgment to its surrounding neighbors whether through pedestrian connections, landscaped buffers, gateway features, walls, or fences, versus 5 being a park or facility that “talks to” or celebrates its connections to adjacent land uses through architectural features, landscaping, pedestrian connections, fences, walls, or berms.

1

2

3

4

5

Feeling of Safety

1 being a park or facility which induces the feeling of danger due to poor visibility, limited access, high fences, unmaintained landscaping, decaying pavement, or the presence of litter, versus 5 being a park or facility that evokes feelings of safety through the promotion of “eyes on the park,” selectively placed entry and exit points, low and transparent fencing, and well-maintained spaces.

1

2

3

4

5

Comments or Observations: One would need to drive to get access to the park.

Kirksville, Missouri - Parks and Recreation Master Plan

Park and Facility Assessment Tool

Comfort & Character

Criterion Score: 17

Overall Attractiveness

1 being a park or facility which is perceived to be uninviting, unsafe, abandoned, and dilapidated, versus 5 being a park or facility which is perceived to be inviting, safe, and impeccably well-maintained.

1 2 3 4 5

Overall Maintenance

1 being a park or facility distinguished by dirty or damaged structures, recreational facilities, pavements, and site furnishings; dying, damaged, and unmaintained landscaping; and the presence of litter, versus 5 being a park or facility which features impeccably maintained structures, recreational facilities, pavements, and furnishings; healthy, vibrant landscaping, and no litter.

1 2 3 4 5

Pleasant Places to Sit

1 being a park or facility which offers no seating or that which is uninviting, dirty, or damaged, versus 5 being a park or facility which provides inviting, tidy, and attractive seating options.

1 2 3 4 5

Protection from Weather

1 being a park that provides no structures or protection from the elements, versus 5 being a park that offers an easily accessible covered structure with complete coverage and protection from the elements.

1 2 3 4 5

Comments or Observations:

The play equipment is modern. The picnic shelter standards are a concern that was mentioned.

Kirksville, Missouri - Parks and Recreation Master Plan

Park and Facility Assessment Tool

Usability

Criterion Score: 17

Mix of Things to Do

1 being a single-use park or facility that can only be used in specific weather conditions, versus 5 being a park or facility that offers activities for a variety of users throughout the year.

1 2 3 4 **5**

Level of Activity

1 being a park or facility with only a few visitors during the average day, versus 5 being a park or facility that attracts a variety of people of different ages and abilities throughout the average day.

1 2 **3** 4 5

Programming Flexibility

1 being a park or facility which offers limited use due to topography, size, access, physical limitations, and seasonality, versus 5 being a park or facility with a large range of options due to flexible topography, open spaces, structures, and utilities.

1 2 3 4 **5**

Sense of Ownership

1 being a park or facility showing misuse, lack of maintenance, litter, and vandalism, versus 5 being an actively-used park or facility showing evidence of maintenance, upkeep, volunteerism, and “patrolling” users.

1 2 3 **4** 5

Comments or Observations:

Disc golf, playgrounds, shelters, memorial, trails. The level of activity doesn't include Aquatic Facility uses.

Kirksville, Missouri - Parks and Recreation Master Plan

Park and Facility Assessment Tool

Amenities

Criterion Score: 14

Playground and Sports Equipment

1 being a park or facility with damaged, dirty, or dilapidated playground, exercise, or athletic equipment, versus 5 being a park with clean, attractive, and well-maintained equipment.

1 2 3 **4** 5

Built Structures

1 being a park or facility with restrooms, shelters, etc. in obvious visual need of repair, versus 5 being a park or facility with buildings that appear well-maintained and in good operating order.

1 2 **3** 4 5

Sidewalks, Streets, and Parking Lots

1 being a park or facility with damaged or decaying, as well as an inadequate or inappropriate amount of pavement versus 5 being a park or facility with well-maintained paved surfaces appropriately designed to serve the park and its users.

1 2 3 **4** 5

Energy and Sustainability

1 being a park or facility which features outdated and poorly functioning lighting, irrigation, and other energy-dependent systems, versus 5 being a park or facility which appears to make use of sustainable materials and systems such as LED lighting fixtures, or rain-sensor-controlled irrigation systems.

1 2 **3** 4 5

Comments or Observations:

Better signage is needed at the disc golf tee boxes There is no irrigation. The lighting could be upgraded and potentially add bollards along the trail.

Kirksville, Missouri - Parks and Recreation Master Plan

Park and Facility Assessment Tool

Accessibility

Criterion Score: 8

Ease in Walking to Park or Facility

1 being poor access to the park or facility from adjacent streets or neighborhoods due to lack of sidewalks, shade trees, limited street crossings, or single-sided frontage, versus 5 being ADA accessible on wide shaded sidewalks with pedestrian street crossings, an interconnected park sidewalk system, and multiple street frontages.

1 2 3 4 5

Clarity of Signage

1 being a park or facility which features nothing more than gateway and regulatory signage, versus 5 a park or facility having a hierarchy of signage (gateway, regulatory, location map, educational, directional, etc.) that is legible, attractive, and well-maintained.

1 2 3 4 5

ADA Compliance

1 being a park or facility that is generally inaccessible due to lack of ramps, level paving, equitable distribution of facilities, and does not appear to be easily usable by someone with special needs, versus 5 being a park or facility where most of its spaces are accessible and allow equitable use by people with all needs and abilities.

1 2 3 4 5

Lighting

1 being a park or facility that is not appropriately lit for its classification, versus 5 being a park or facility that is well lit by fixtures that are energy efficient and contribute to the overall aesthetic.

1 2 3 4 5

Comments or Observations:

There are no connecting sidewalks. Entry sign? Pond fishing sign? The park needs more signage for educational value. The ramp to the pond might be a little steep. There is no lighting. The new labyrinth is a near feature but there is no way to reach it.

Kirkville, Missouri - Parks and Recreation Master Plan

Park and Facility Assessment Tool

Connectivity

Criterion Score: 13

Visibility from a Distance

1 being poor visibility to the interior of the park or entrance of the facility from surrounding streets or neighborhoods due to man-made structures or natural features, versus 5 being able to see clearly into the park interior or facility entrance from surrounding streets and neighborhoods.

1 2 3 4 5

Multi-Modal Capacity

1 being a poorly connected park or facility that relies solely on automobile access, versus 5 being a park or facility that facilitates multiple modes of transportation the provision of bike racks or sidewalks that lead to transit stops, as well as interconnected access routes to and within the park.

1 2 3 4 5

Relationship to Adjacent Land Uses

1 being a park or facility which provides no acknowledgment to its surrounding neighbors whether through pedestrian connections, landscaped buffers, gateway features, walls, or fences, versus 5 being a park or facility that “talks to” or celebrates its connections to adjacent land uses through architectural features, landscaping, pedestrian connections, fences, walls, or berms.

1 2 3 4 5

Feeling of Safety

1 being a park or facility which induces the feeling of danger due to poor visibility, limited access, high fences, unmaintained landscaping, decaying pavement, or the presence of litter, versus 5 being a park or facility that evokes feelings of safety through the promotion of “eyes on the park,” selectively placed entry and exit points, low and transparent fencing, and well-maintained spaces.

1 2 3 4 5

Comments or Observations: Bike lane?

Kirksville, Missouri - Parks and Recreation Master Plan

Park and Facility Assessment Tool

Comfort & Character

Criterion Score: 11

Overall Attractiveness

1 being a park or facility which is perceived to be uninviting, unsafe, abandoned, and dilapidated, versus 5 being a park or facility which is perceived to be inviting, safe, and impeccably well-maintained.

1 2 3 4 5

Overall Maintenance

1 being a park or facility distinguished by dirty or damaged structures, recreational facilities, pavements, and site furnishings; dying, damaged, and unmaintained landscaping; and the presence of litter, versus 5 being a park or facility which features impeccably maintained structures, recreational facilities, pavements, and furnishings; healthy, vibrant landscaping, and no litter.

1 2 3 4 5

Pleasant Places to Sit

1 being a park or facility which offers no seating or that which is uninviting, dirty, or damaged, versus 5 being a park or facility which provides inviting, tidy, and attractive seating options.

1 2 3 4 5

Protection from Weather

1 being a park that provides no structures or protection from the elements, versus 5 being a park that offers an easily accessible covered structure with complete coverage and protection from the elements.

1 2 3 4 5

Comments or Observations: The pond has an algae problem. The retaining wall is sloping, and the cap block is missing. There are pavement cracks and no seating. There is one floating shelter and fish cleaning area and seating is sorely lacking except at the labyrinth.

Kirkville, Missouri - Parks and Recreation Master Plan

Park and Facility Assessment Tool

Usability

Criterion Score: 13

Mix of Things to Do

1 being a single-use park or facility that can only be used in specific weather conditions, versus 5 being a park or facility that offers activities for a variety of users throughout the year.

1 2 3 4 5

Level of Activity

1 being a park or facility with only a few visitors during the average day, versus 5 being a park or facility that attracts a variety of people of different ages and abilities throughout the average day.

1 2 3 4 5

Programming Flexibility

1 being a park or facility which offers limited use due to topography, size, access, physical limitations, and seasonality, versus 5 being a park or facility with a large range of options due to flexible topography, open spaces, structures, and utilities.

1 2 3 4 5

Sense of Ownership

1 being a park or facility showing misuse, lack of maintenance, litter, and vandalism, versus 5 being an actively-used park or facility showing evidence of maintenance, upkeep, volunteerism, and "patrolling" users.

1 2 3 4 5

Comments or Observations:

Pond activities? There is potential for ice fishing. A walking trail and path would be nice as well as seating. There is a lot of untapped potential at this facility.

Kirksville, Missouri - Parks and Recreation Master Plan

Park and Facility Assessment Tool

Amenities

Criterion Score: 14

Playground and Sports Equipment

1 being a park or facility with damaged, dirty, or dilapidated playground, exercise, or athletic equipment, versus 5 being a park with clean, attractive, and well-maintained equipment.

1 2 3 4 5

Built Structures

1 being a park or facility with restrooms, shelters, etc. in obvious visual need of repair, versus 5 being a park or facility with buildings that appear well-maintained and in good operating order.

1 2 3 4 5

Sidewalks, Streets, and Parking Lots

1 being a park or facility with damaged or decaying, as well as an inadequate or inappropriate amount of pavement versus 5 being a park or facility with well-maintained paved surfaces appropriately designed to serve the park and its users.

1 2 3 4 5

Energy and Sustainability

1 being a park or facility which features outdated and poorly functioning lighting, irrigation, and other energy-dependent systems, versus 5 being a park or facility which appears to make use of sustainable materials and systems such as LED lighting fixtures, or rain-sensor-controlled irrigation systems.

1 2 3 4 5

Comments or Observations:

There is no playground but a well-maintained fishing dock. There are no restrooms. The floating dock is in nice condition and there is a nice ramp to the fishing dock. There is no lighting or other energy-dependent infrastructure.

SOCIAL PINPOINT COMMENTS

DATE	TYPE	COMMENT	UP VOTES	DOWN VOTES	FIRST NAME	SENTIMENT	PARK
3/31/2022 20:30	Something I Dislike	parking and bleachers behind home plate. The addition of the wooden panels limits camp chair seating because you can't see over the	3	2	Sarah	POSITIVE	Patryla Park and Spur Pond
3/31/2022 20:30	Walk/Bike Destination	Biking trail destination request.	9	0	Sarah	NEUTRAL	Rotary Park and Aquatic Center
3/31/2022 20:32	Walk/Bike Destination	Biking trail destination request.	15	0	Sarah	NEUTRAL	Brashear Park
3/31/2022 20:35	Walk/Bike Destination	Would love to see the library as a bike trail destination.	15	0	Sarah	POSITIVE	
4/3/2022 16:22	Walk/Bike Destination	Hike/bike trail along the former CB&Q line between Pfeiffer and Hwy 11.	28	1	Ryan	NEUTRAL	
4/3/2022 16:24	Walk/Bike Destination	Hike/bike trail along the former CB&Q line between Cottage Grove and Florence.	20	0	Ryan	NEUTRAL	
4/3/2022 16:29	Walk/Bike Destination	Hike/bike trail along the former CB&Q line starting from the former depot at Elson and going westward on the right-of-way all the way to Potter.	12	0	Ryan	NEUTRAL	
4/3/2022 16:33	Walk/Bike Destination	Hike/bike trail along the former Wabash line starting at Hickory and going north all the way to Brewington, all while utilizing the overpass at Potter and the underpass at Hwy 6.	12	2	Ryan	NEUTRAL	
4/3/2022 16:37	Walk/Bike Destination	Hike/bike trail along the former Wabash line between Shepherd and La Harpe.	11	37	Ryan	NEUTRAL	
4/3/2022 16:40	Walk/Bike Destination	Hike/bike trail along the former Wabash line between Dodson and Illinois, utilizing the overpass at Normal.	7	15	Ryan	NEUTRAL	
4/5/2022 11:11	Concerns	Need some no smoking signs installed	1	0		NEUTRAL	McKinney Bark Park
4/7/2022 4:22	Concerns	Why do you have a basket ball court right next to a parking lot?	0	1	Robert	NEUTRAL	
4/8/2022 19:53	Ideas and Suggestions	This park is by my moms house. I grew up going to it. The improvements to this park have made it not little kid friendly. This park equipment is geared towards middle school age kids. My children and my sisters kids can't fully play here independently which is such a disappointment	0	0	Julia	NEGATIVE	Memorial Park
4/8/2022 21:27	Ideas and Suggestions	Need an 18 hole disc golf course somewhere in town. Rotary Park is not big enough. Disc golf is having unprecedented growth.	0	0	Sean	NEGATIVE	
4/8/2022 21:30	Ideas and Suggestions	Would like to see youth soccer fields for all age groups (pre-k through junior high age) added to this area. Facility growth would lead to opportunities to attract youth league play and space to host tournaments with out-of-town teams.	12	0	Matt	NEUTRAL	North Park Complex
4/8/2022 22:46	Concerns	Mud wallows and storm water ditches through the park need to be fixed.	3	0		NEGATIVE	McKinney Bark Park
4/9/2022 7:33	Ideas and Suggestions	Needs a perimeter sidewalk. Make the park a destination to walk or run around.	6	1		NEUTRAL	Rotary Park and Aquatic Center
4/15/2022 8:35	Ideas and Suggestions	A row of new trees would be great here!	4	0		POSITIVE	
4/15/2022 19:05	Ideas and Suggestions	Tennis Courts.	2	0		NEUTRAL	Rotary Park and Aquatic Center
4/16/2022 21:04	Ideas and Suggestions	Basketball courts somewhere on this large property	3	0	Adam	NEUTRAL	Rotary Park and Aquatic Center
4/17/2022 6:39	Concerns	The pool needs updated	4	0	Ashley	NEGATIVE	

DATE	TYPE	COMMENT	UP VOTES	DOWN VOTES	FIRST NAME	SENTIMENT	PARK
4/17/2022 6:50	Ideas and Suggestions	I dont know where to put it but a indoor sensory play gym area that is wheelchair accessible in all areas so there is a place for people to hang out in the winter and maybe add basketball courts or something	5	0	Ashley	NEUTRAL	
4/18/2022 15:03	Walk/Bike Destination	It would be great to see this and other former rail lines as walking/hiking/biking trails in town.	16	1	Zac	POSITIVE	
4/18/2022 15:06	Walk/Bike Destination	It would sure be great if this trail didn't end here but instead carried along the former line north and south as much as possible. Heading south could link into possible uses of the line outside of city limits as well.	8	14	Zac	MIXED	
4/20/2022 8:00	Ideas and Suggestions	Residential development has expanded significantly along South First and Shepard Streets. This area is underserved with regard to parks, sidewalks, and trails. I believe the master plan should include steps to better serve the residents of these neighborhoods with priority given to a walking and biking trail along First St. I would also suggest involving existing HOA's (i.e. Garrett Lake Homeowners) with discussions involving potential partnerships.	11	1	Patrick	NEUTRAL	
4/20/2022 8:07	Ideas and Suggestions	I suggest the plan include an area for an outdoor ice rink. Many years ago the city would flood and area at Rotary Park. Of course skating was dependent upon freezing weather but the overall cost was nominal.	8	0	Patrick	NEUTRAL	
4/23/2022 17:29	Ideas and Suggestions	In the interest of transforming Kirksville into the Redbud Capitol of Missouri by the year 2040, I'd like to see redbud trees planted in each of our numerous parks. They are decorative, easy to grow, cheap, and would not only enhance the appearance of our park system, but improve the ambience of the town in general. Planting seedlings now would ensure mature, blooming trees by the year 2032, well ahead of the target year, 2040.	7	0	Mark	POSITIVE	
4/23/2022 19:07	Something I Like	I like the idea of the dog park, but it's hard to get to if you don't have a car and I would like to see some activities for the dogs	1	2	Debra	MIXED	McKinney Bark Park
4/23/2022 19:10	Concerns	No park area for families and no sidewalks	0	0	Debra	NEGATIVE	
4/23/2022 19:13	Ideas and Suggestions	Would like to see a park designed for senior citizens	1	2	Debra	NEUTRAL	Brashear Park
4/23/2022 19:19	Ideas and Suggestions	Would like to see parks designed for seniors citizens to help promote mental health and physical health	1	0	Debra	NEUTRAL	
4/23/2022 20:25	Ideas and Suggestions	Our family would love to see the new skate park in a central location in Kirksville. That way, kids can safely get there on there own. Currently, skate park is hard to get to for skaters. Also accessible water fountains.	1	0	Margaret	POSITIVE	Rotary Park and Aquatic Center
4/23/2022 20:32	Ideas and Suggestions	Is this the FLATs trailhead? Is there a way to connect walking or biking path to attract/connect for Truman/downtown ease?	4	0	Margaret	NEUTRAL	
4/23/2022 20:36	Walk/Bike Destination	I don't know how to connect, but agree with comment that there needs to be connection for cyclists headed down boundary and out of town.	6	16	Margaret	NEGATIVE	

DATE	TYPE	COMMENT	UP VOTES	DOWN VOTES	FIRST NAME	SENTIMENT	PARK
4/24/2022 16:36	Ideas and Suggestions	planting of such trees, lets do a festival each spring to coincide with the theme - to be around earth day each year. have variety of booths promoting horticulture, cleanup of yards, something social also. Thanks,	6	0	Joel	NEGATIVE	
4/25/2022 10:09	Concerns	This walking trail needs lighting near the North end. Many people including myself use the trail in winter in the late afternoon. This is a safety issue in my opinion.	3	0	Anna	NEGATIVE	Jaycee Park
4/25/2022 15:51	Something I Like	The park holds water very bad making it unusable for long periods of time	2	0	Marc	NEUTRAL	Rotary Park and Aquatic Center
4/25/2022 16:02	Ideas and Suggestions	Disc Golf Course	5	0	Marc	NEUTRAL	Rotary Park and Aquatic Center
4/25/2022 16:03	Something I Like	Disc golf is a rapidly growing activity & surrounding communities, such as Hurdland, Memphis, Baring, Knox County (at high school), Macon, Marceline, and Brookfield, to name a few. Most of these courses have been built within the last 5 years, while not only have none been added to Kirksville, the one at Rotary Park has become even less playable, due to changes made to the Aquatic Center. I suggest paying more attention to either expanding the course, or putting in a new one.	3	0	Marc	POSITIVE	Patryla Park and Spur Pond
4/25/2022 16:05	Something I Dislike	I like the urban fishing opportunities here there is a lot of wasted space out here, and the ball fields will get less use once the school builds theirs.	1	0	Marc	NEGATIVE	North Park Complex
4/25/2022 16:10	Something I Dislike	The school is destroying valuable wildlife habitat & outdoor educational spaces in the interest of building a baseball/softball complex that really isn't even necessary.	5	2	Marc	NEGATIVE	
4/25/2022 21:01	Ideas and Suggestions	I would like to see a centrally located skate park including designated places for graffiti art.	0	0	Cheryl	NEUTRAL	
4/25/2022 21:05	Ideas and Suggestions	I would love to see more art installations and murals by local artists around the downtown area.	7	1	Cheryl	POSITIVE	
4/26/2022 19:43	Something I Like	tree plan with trees honoring former/deceased/family members of the Rotary Clubs	1	0	Larry	NEUTRAL	Rotary Park and Aquatic Center
4/26/2022 19:46	Something I Like	optimize use of the tennis courts for city sponsored tennis lessons through Parks and rec	4	0	Larry	NEUTRAL	Patryla Park and Spur Pond
4/26/2022 19:49	Ideas and Suggestions	allow the American Legion post and/or the VFW post to sponsor activities with possible tree plans for their former military leaders.	1	0	Larry	NEUTRAL	Memorial Park
4/26/2022 19:53	Ideas and Suggestions	an outdoor basketball league with additional courts	4	1	Larry	POSITIVE	
4/26/2022 19:53	Ideas and Suggestions	Increase the size of the shelter WITH an improved small toddler swimming pool for the residents/children of that area of town that CANNOT TRAVEL/AFFORD TO GO ACROSS TOWN TO the aquatic pool	4	1	Larry	POSITIVE	
4/28/2022 18:49	Concerns	The bridge over the creek here is in dire need of repair. I am concerned that some of the older wooden boards are close to rotting through.	3	0		NEGATIVE	
4/30/2022 12:35	Ideas and Suggestions	Consider posting times reserved for birthday parties so lap swimmers/walkers know when the lanes are likely to be busier. (Not a list with names, just times the bday party area is reserved.)	2	0		NEUTRAL	Rotary Park and Aquatic Center

DATE	TYPE	COMMENT	UP VOTES	DOWN VOTES	FIRST NAME	SENTIMENT	PARK
4/30/2022 12:40	Ideas and Suggestions	When someone reserves pool deck for birthday party, maybe they could receive a little half-sheet or email note w/ a few pool etiquette tips? Bday parties are great for those celebrating, but can be a little hazardous for regular swimmers/walkers.	1	0		MIXED	Rotary Park and Aquatic Center
4/30/2022 12:51	Ideas and Suggestions	Would love to see Truman State and the City develop partnerships to create recreational green space with outdoor play, exercise, and communal areas. RBP is an obvious spot, but there are several green spaces where there is no plan for additional parking or building that I'm aware of.	0	0		POSITIVE	
5/3/2022 11:08	Concerns	The tennis/pickleball courts have been recently resurfaced (last 3-4 years) but the underlying concrete is the problem. They have serious cracks already. I've heard rumors of turning the lower court into parking and the upper into pickleball courts. Please make sure the drainage and base is suitable for spending more \$. Otherwise, build a 4-8 court pickleball set up at north park. Ideally, a 4 court minimum.	4	1	Patty	NEGATIVE	Patryla Park and Spur Pond
5/4/2022 7:25	Something I Like	Love thousand hills state park. The walking trails are great and we are really enjoying the story walks	1	0	Anna	POSITIVE	
5/4/2022 7:26	Concerns	The dock is in need of serious repairs	1	0	Anna	NEGATIVE	Hazel Creek Lake
5/4/2022 7:27	Ideas and Suggestions	I think major improvements for the skate park needs to be done as well as using some of the available space for a small playground and youth soccer fields	2	0	Anna	POSITIVE	North Park Complex
5/4/2022 7:30	Ideas and Suggestions	I think adding a concrete walking path around the lake would be great	5	0	Anna	POSITIVE	Patryla Park and Spur Pond
5/4/2022 7:31	Concerns	Is the nature park in this area finish????	1	0	Anna	NEUTRAL	
5/4/2022 7:33	Ideas and Suggestions	Needs added walking/biking paths in park and around the swimming pool areas	2	0	Anna	NEUTRAL	Rotary Park and Aquatic Center
5/4/2022 7:33	Something I Like	We LOVE movies in the park night	3	0	Anna	POSITIVE	Rotary Park and Aquatic Center
5/4/2022 7:36	Something I Like	I think the nerf gun birthday party ideas were great!	1	0	Anna	POSITIVE	
5/4/2022 7:38	Ideas and Suggestions	Activities such as ramps and tunnels would be a great addition to the park. A bathroom would also be a great addition	4	0	Anna	POSITIVE	
5/4/2022 7:40	Something I Dislike	The Soccer fields are always muddy and have water issues. It would be great to have several soccer field locations so so many games/practices wouldnt be canceled	4	0	Anna	NEGATIVE	
5/4/2022 7:41	Something I Like	I LOVE the paved trail that goes around the school. Great for walking and biking	9	0	Anna	POSITIVE	
5/4/2022 7:43	Ideas and Suggestions	It would be great to get in inside play area for kids to go to when weather is not great and during the winter. With maybe climbing opportunities and maybe obstacle courses. Such as Skyzone or Bonkers in Columbia	2	1	Anna	MIXED	
5/4/2022 7:45	Ideas and Suggestions	It would be great to get a park that had large tractor tires for climbing/mini obstacle course as well as the normal play equipment to cater to ages 2-12	3	0	Anna	POSITIVE	North Park Complex
5/4/2022 9:32	Ideas and Suggestions	I think adding a park in suitable for smaller kids ages infant-5 would be a great addition along with it being fenced in. Something for smaller kids/babies to do!	1	0	Nikki	POSITIVE	Rotary Park and Aquatic Center
5/4/2022 9:37	Ideas and Suggestions	Lighting. Safety lighting. This trail needs to be lit up more the people who live in the area use the trail often. For safety reasons I would feel more comfortable with lights.	2	0	Nikki	MIXED	

DATE	TYPE	COMMENT	UP VOTES	DOWN VOTES	FIRST NAME	SENTIMENT	PARK
5/4/2022 9:46	Concerns	The park could use some "cleaning up" and updates, sometimes the equipment isn't safe	4	0	Nikki	NEGATIVE	PC Mills Park
5/4/2022 9:49	Ideas and Suggestions	The park needs equipment for all ages- this park seems pointless with the equipment there now. Updates?	0	0	Nikki	NEGATIVE	Memorial Park
5/4/2022 9:51	Concerns	The park could use some rules-policies-signs- maybe a clean up crew? Tunnels, play items for the dogs. Some routine cleaning of dog water bowls-etc.	2	0	Nikki	NEUTRAL	McKinney Bark Park
5/4/2022 9:52	Ideas and Suggestions	Expand on the playgrounds- maybe a fence for both play areas. Upgrade the play equipment- get some more playground items. This is a very visited place for locals and travelers.	3	0	Nikki	POSITIVE	
5/4/2022 9:53	Ideas and Suggestions	Upgraded playground equipment- maybe a fence from the main road. Traffic seems busy. More gazebos- or seating.	4	0	Nikki	NEUTRAL	Brashear Park
5/4/2022 9:55	Ideas and Suggestions	Offer a playground with equipment for smaller kids-older. Fenced in. Seating area. Expand this area to be more than baseball.	4	0	Nikki	POSITIVE	Patryla Park and Spur Pond
5/4/2022 9:55	Ideas and Suggestions	Good use of this space! Finish it out. Playground, fenced in area. This could be a good utilized area!	2	0	Nikki	POSITIVE	
5/4/2022 9:57	Ideas and Suggestions	I love the newly upgraded park but I do think it's geared more towards older kids. Maybe some equipment for smaller, younger kids. There is so much space around Rotary Park there should be more exhibits- things to do there. It feels like a lot of open empty space.	4	0	Nikki	MIXED	Rotary Park and Aquatic Center
5/4/2022 10:00	Ideas and Suggestions	A good use of this space! There is so much room and ideas that could be done here. It would be nice to have some really nice seating- place to go and sit/picnic/playground.	0	0	Nikki	POSITIVE	Detweiler Park
5/4/2022 10:01	Ideas and Suggestions	Maybe a spot for an indoor play place? For infants-older kids. It would be nice to have a big space with things to do like much bigger cities have.	1	0	Nikki	NEUTRAL	
5/4/2022 20:13	Something I Like	Love going out to the lake for fun, fishing and walking	0	0	David	POSITIVE	
5/4/2022 20:14	Concerns	just do not feel safe	1	1	David	NEGATIVE	
5/5/2022 15:35	Something I Like	One of my favorite things about Kirksville. Love the hiking, restaurant, and room to walk.	1	0	Hannah	POSITIVE	
5/7/2022 5:14	Walk/Bike Destination	Would love to see walking/bike lanes out in Boundary.	4	1	Andrew	POSITIVE	
5/7/2022 5:16	Something I Like	Excited about the city's plans to upgrade the pools to splash pads! Wish this ballfield was redone as well as the bathrooms.	0	0	Andrew	POSITIVE	PC Mills Park
5/7/2022 5:22	Walk/Bike Destination	Would be great to have paved bike lanes going around the lake someday	7	0	Andrew	POSITIVE	
5/7/2022 5:24	Something I Dislike	Really bummed about there not being pontoon boats to rent. Understand that insurance is expensive, but just dislike that so many people won't be able to enjoy the lake now. Makes wanting more floating docks on the lake irrelevant...	2	0	Andrew	NEGATIVE	
5/8/2022 9:21	Ideas and Suggestions	A park would be nice near the dock area	3	0	Anna	NEGATIVE	Hazel Creek Lake
5/8/2022 21:55	Ideas and Suggestions	Since the current new building area is for senior citizens, this area should be considered for "senior citizen" activities! Recreational exercise equipment for "handicapped individuals" which could be used out of doors where it would be available for other senior citizens, not just for the residents of this area. Possibly discuss with builders where THEY might install suggested equipment included with their construction?	1	0	Jacquelyn	NEUTRAL	

DATE	TYPE	COMMENT	UP VOTES	DOWN VOTES	FIRST NAME	SENTIMENT	PARK
5/11/2022 12:35	Ideas and Suggestions	Add more native grasses and flowers to create a pollinator habitat. Could be implemented in the form of garden mounds at various points along the paved path or could be a somewhat larger area close to the prairie section that is currently there.	5	0	Hannah	NEUTRAL	
5/20/2022 8:18	Something I Like	Love the upcoming disc golf course redesign!	0	0	Andrew	POSITIVE	Rotary Park and Aquatic Center
5/20/2022 8:25	Ideas and Suggestions	Would love a short beginner friendly disc golf course here	1	0	Andrew	POSITIVE	Patryla Park and Spur Pond
5/20/2022 16:33	Ideas and Suggestions	Long Slides built into the ground. Attached a photo. Although I've seen plastic ones without stairs too.	1	0	Rachel	NEUTRAL	Rotary Park and Aquatic Center
5/21/2022 6:32	Ideas and Suggestions	Splash pad! More outdoor playground items, for non swimmers	1	0		NEUTRAL	Rotary Park and Aquatic Center
5/21/2022 13:13	Ideas and Suggestions	Can we have more morning swim times, especially for outdoor and little kids? Or do morning vs. Afternoon vs. Whole day passes? Just need more morning hours for the pool in general.	1	0	Margaret	NEUTRAL	Rotary Park and Aquatic Center
5/21/2022 13:16	Ideas and Suggestions	This road needs sidewalks. Some roads around campus have a lot of foot traffic and no safe pedestrian walk.	0	0	Margaret	NEGATIVE	
5/25/2022 17:38	Ideas and Suggestions	A narrow drainage ditch crosses the s.e. corner of the dog park. Some dogs get wet & muddy in this ditch, which has prompted proposals either to divert the water stream, or to eliminate that corner with a fence. No remedy is needed immediately. In the long term, however, I strongly favor maintaining the current area where dogs can run. Our Parks designated taxes could be expended (over years, perhaps) in a way that preserves the present acreage, but also removes the ditch.	1	0	Mark	MIXED	McKinney Bark Park
6/14/2022 14:07	Ideas and Suggestions	This is for all the parks with wading pools— can the hours be changed to open by 12:00? I have never been able to take my kids because we always have a little one with us who lays down for nap between 1-2, and wakes up around time to make dinner, and then it's too late. I know I'm not the only one who hasn't been able to use these because of hours and little ones. Wading pools are perfect for the young kids, just need them open when they're awake! Thanks!	1	0	Bethany	POSITIVE	
6/18/2022 11:08	Ideas and Suggestions	Dedicated pickleball courts would be a great addition to Kirksville Parks system. Many of the surrounding communities smaller even than Kirksville (Moberly, Macon, Kahoka) either have dedicated courts or are in the process of having courts built. Current options for play include indoor play at the YMCA, but court space is limited and priority is given to basketballers and the child care program. There are lines at Brashear Park, but the surface is cracked and concrete is not ideal for play.	1	0	Ella	MIXED	Patryla Park and Spur Pond
7/8/2022 9:43	Ideas and Suggestions	I would love to see swimming permitted at Hazel Creek. Being a quiet lake, without big motors, makes it conducive to canoes and kayaks, and fishing, but it is frustrating that we can't swim when we are out there paddling.	1	0	Jennifer	MIXED	Hazel Creek Lake

DATE	TYPE	COMMENT	UP VOTES	DOWN VOTES	FIRST NAME	SENTIMENT	PARK
7/8/2022 9:50	Ideas and Suggestions	Now that swimming is limited to the beach area and the few swim rafts, it is very difficult to find a peaceful place to swim, especially for those of us who paddle canoes and kayaks. It would really be helpful to either change the rule so that people could swim off their anchored pontoon boats OR double the number of swim docks. We get crowded out and their simply is not enough space!	1	0	Jennifer	NEGATIVE	
7/19/2022 6:47	Ideas and Suggestions	Thousand Hills needs more swim docks. They are frequently all full.	0	0		NEUTRAL	
7/19/2022 6:51	Concerns	With the exception of the new swim dock, all of the others are in quite poor shape. One has several boards in the middle that all of the screws have rotted out and they just sitting loose on the deck. One board is warped and sticks up where the screws have rotted out. This is a lawsuit waiting to happen when someone gets seriously injured or killed on these poorly maintained structures. They need completely replaced.	0	0		NEGATIVE	
7/19/2022 6:53	Ideas and Suggestions	Would love to see swimming permitted here and the city put a couple swim docks around this quiet lake for paddlers. The motorboats and pontoons on Forest Lake make that less ideal for swimming for those of us who kayak and canoe. It would be great to have this lake cater to the paddling crowd more.	0	0		POSITIVE	Hazel Creek Lake
7/19/2022 6:57	Ideas and Suggestions	There are not enough swimming lanes in the new pools. Any future renovation would hopefully increase the number of lanes for lap swimming/walking.	0	0		NEGATIVE	Rotary Park and Aquatic Center
7/19/2022 7:03	Ideas and Suggestions	A great addition to this park (or some other park in KV) would be an outdoor fitness gym or outdoor fitness equipment at stops along a trail. I have attached a picture of an example. With gyms in town being so expensive, this could be a great resource in the nice months for people who want to workout without the expense of a gym membership.	0	0		POSITIVE	Rotary Park and Aquatic Center
7/19/2022 7:06	Something I Dislike	The city desperately needs to add sidewalks along First St and Shepherd Ave. There are lots of runners and walkers and the amount of traffic and the speed of the traffic makes it very dangerous to walk along these roads. For those of us who live on these roads, we have no choice but to walk along them (and sometimes put our lives at risk to do so).	0	0		NEGATIVE	
7/19/2022 7:08	Ideas and Suggestions	There is no park to serve the neighborhoods on the southwest end of town. With the development of Southpointe, Sunset Cove, and Weatherstone, there are lots of families with kids with no neighborhood park.	0	0		NEUTRAL	
9/4/2022 10:15	Walk/Bike Destination	Kirksville needs a trail system that connects the city to Forest Lake and Hazel Creek Lake. These trails would also be used by commuters.	0	0	Monica	NEUTRAL	
10/25/2022 15:43	Ideas and Suggestions	We so appreciate the dog park here. Would it be possible to get a bigger one and/or rearrange the entrance so that dogs are not greeting each other there at the entrance? For example, give them some more space as they enter and check each other out. Thank you for allowing the public to give ideas about the upcoming formation of the parks.	0	0	April		

NEEDS ASSESSMENT SURVEY FINDINGS REPORT



2022

Kirkville, Missouri

Parks and Recreation Needs Assessment Survey

Findings Report



ETC
INSTITUTE

Contents

Section 1: Executive Summary.....	4
Section 2: Charts and Graphs.....	14
Section 3: Priority Investment Rating	48
Section 4: Tabular Data.....	56
Section 5: Survey Instrument.....	88



Executive Summary

2022 Kirksville Parks and Recreation Needs Assessment Survey Executive Summary

Overview

ETC Institute administered a Parks and Recreation Needs Survey for the City of Kirksville during the months of spring 2022. The survey will help the City of Kirksville Parks and Recreation Department plan for future recreation programs and facilities that meet the community's needs and preferences.

Methodology

ETC Institute mailed a survey packet to a random sample of households in the City of Kirksville. Each survey packet contained a cover letter, a copy of the survey, and a postage-paid return envelope. Residents who received the survey were given the option of returning the survey by mail or completing it online at *KirksvilleSurvey.org*.

After the surveys were mailed, ETC Institute followed up by sending text messages to encourage participation. The text messages contained a link to the online version of the survey to make it easy for residents to complete the survey. To prevent people who were not residents of the City of Kirksville from participating, everyone who completed the survey online was required to enter their home address prior to submitting the survey. ETC Institute then matched the addresses that were entered online with the addresses that were originally selected for the random sample. If the address from a survey completed online did not match one of the addresses selected for the sample, the online survey was not included in the final database for this report.

A total of 302 households participated in the survey. The overall results for the sample of 302 households have a precision of at least +/-5.5 at the 95% level of confidence.

This report contains the following:

- Charts showing the overall results of the survey (Section 2)
- Priority Investment Rating (PIR) that identifies priorities for facilities and programs (Section 3)
- Tabular data showing the overall results for all questions on the survey (Section 4)
- A copy of the survey instrument (Section 5)

The major findings of the survey are summarized on the following pages.

Parks and Recreation Facilities and Programs Use

Satisfaction with Facilities. Respondents were asked to rate their overall satisfaction with 12 Kirksville Parks and Facilities. Each of the items mostly received satisfied or very satisfied ratings. Respondents most often said they were “very satisfied” with Kirksville Aquatic Center (46%), Rotary Park (44%), and Forest Lake (41%).

Use of Facilities. Respondents were asked to select all the facilities and parks their household had visited. Brashear Park (65%), Forest Lake (64%), and Rotary Park (57%) were the most popular selections. When asked to select which three parks or facilities should be prioritized, the same three were selected most often.

Access to Facilities. Respondents were asked if they lived within a 10-minute walk to a park from their residence. Most respondents (55%) said yes. Of those who do not live within a 10 minute walk, 35% would need to walk 30 minutes or more and 31% said 16 to 20 minutes. Fifty-four percent (54%) of respondents have a pedestrian route to access a park but 17% of those respondents say it needs improvement.

Participation in Programs. Respondents were if their household had participated in Kirksville recreation programs during the past two years. Most respondents (61%) had not participated. Of those who had participated, 70% had done 1-3 programs. Those respondents most often rated programs as good (52%) followed by excellent (30%). Respondents were most satisfied with the location of programs, quality of instructors, and quality of facility where program is offered.

Facilities Used for Programs. Respondents were asked to select all the facilities their household used for recreation activities. Thousand Hills State Park (81%), City of Kirksville (57%), and Missouri Department of Conservation (46%) were selected most often.

Communication Methods. Respondents most often learned about recreation programs and activities from friends and neighbors (52%), social media (50%), or the city newsletter (47%). Respondents most prefer social media (48%), city newsletter (36%), and local news (33%) as means of communication.

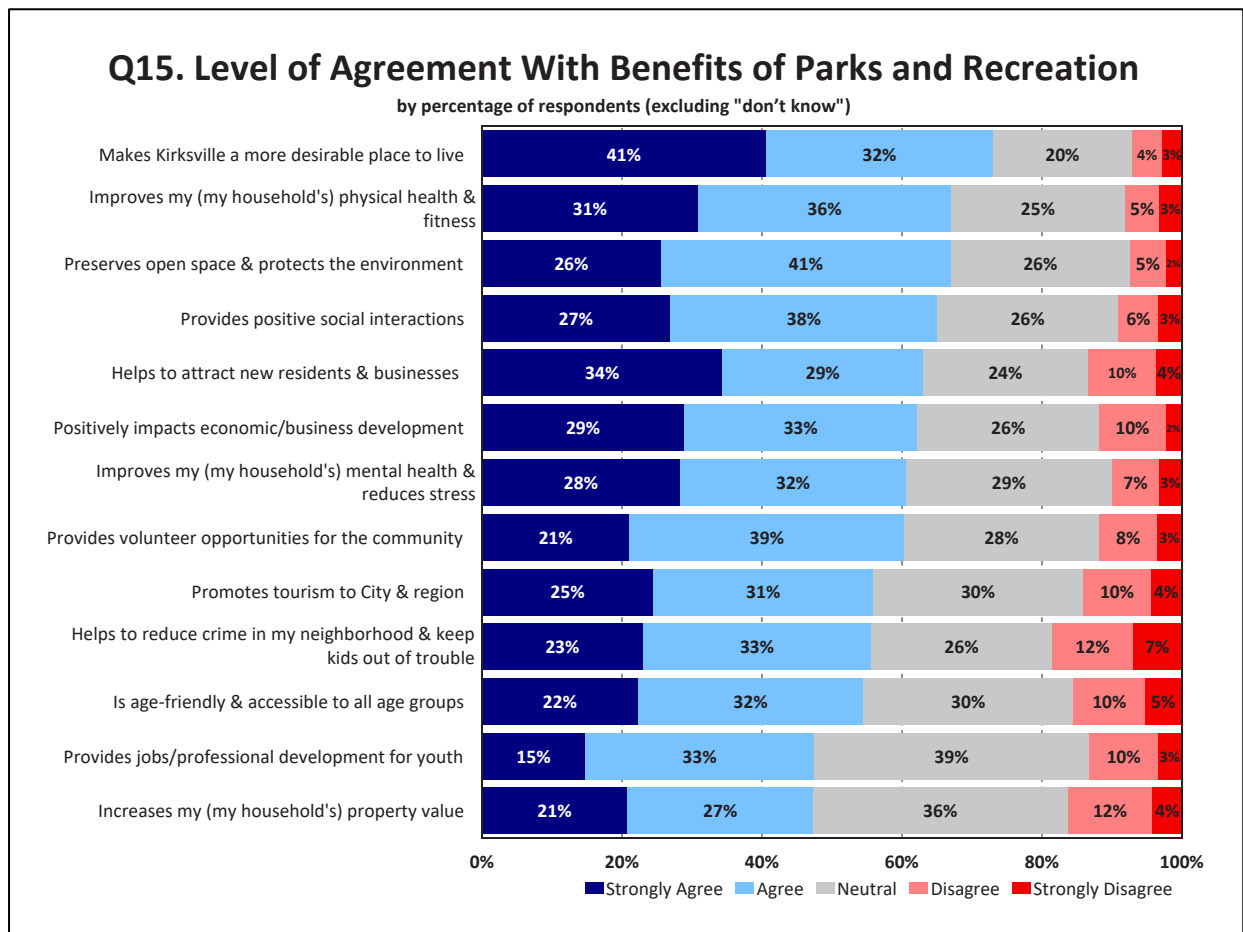
Barriers to use. Respondents were asked to indicate why they did not use facilities and programs or did not use them more often. The highest number of respondents said they did not know what was offered (36%), a lack of sidewalk or trail access (32%), and physical health limitations (19%).

Value of Parks and Recreation

Perception of Value. Most respondents (64%) say they are either somewhat satisfied (48%) or very satisfied (16%) with the overall value they receive from parks and recreation. Most respondents (51%) also think given the COVID-19 pandemic, their perception of value for parks and recreation has somewhat increased (29%) or significantly increased (22%).

Allocation of Funding. Respondents were asked to allocate a \$100 budget for parks and recreation. The highest amount of funding (\$34.90) went to improvements and maintenance of existing parks and facilities followed by new indoor recreation facilities (\$22.38) and new walking/biking trails (\$16.51). Respondents most often said funding should increase for parks and recreation (42%) followed by staying the same (33%).

Overall Benefits of Parks and Recreation. Respondents were asked rate their level of agreement with 13 statements regarding the benefits of parks and recreation. Respondents most often agreed (either agreed or strongly agreed) that parks and recreation makes Kirksville a more desirable place to live (73%), improves their households physical health and fitness (67%), and preserves open space and protects the environment (67%). Results for each of the statements is shown in the chart below. Most respondents feel it's very important (74%) for the City of Kirksville to provide high quality parks and recreation programs and facilities.



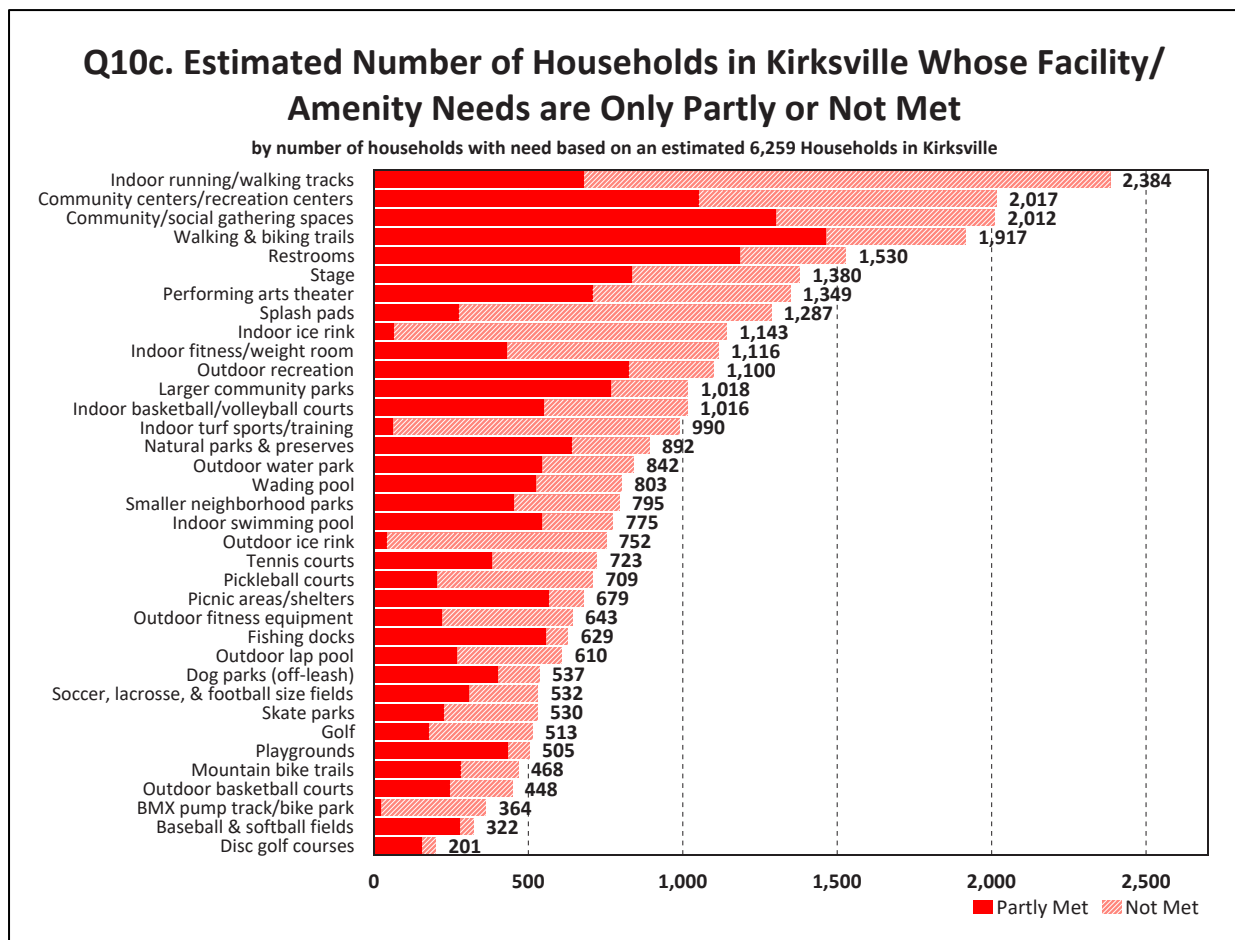
Facilities and Amenities Needs and Priorities

Facility/Amenity Needs: Respondents were asked to identify if their household had a need for 36 facilities/amenities and to rate how well their needs for each were currently being met. Based on this analysis, ETC Institute was able to estimate the number of households in the community that had the greatest “unmet” need for various facilities/amenities.

The three facilities/amenities with the highest estimated number of households that have an unmet need:

1. Indoor running/walking tracks – 2,384 households
2. Community centers/recreation centers – 2,017 households
3. Community/social gathering spaces – 2,012 households

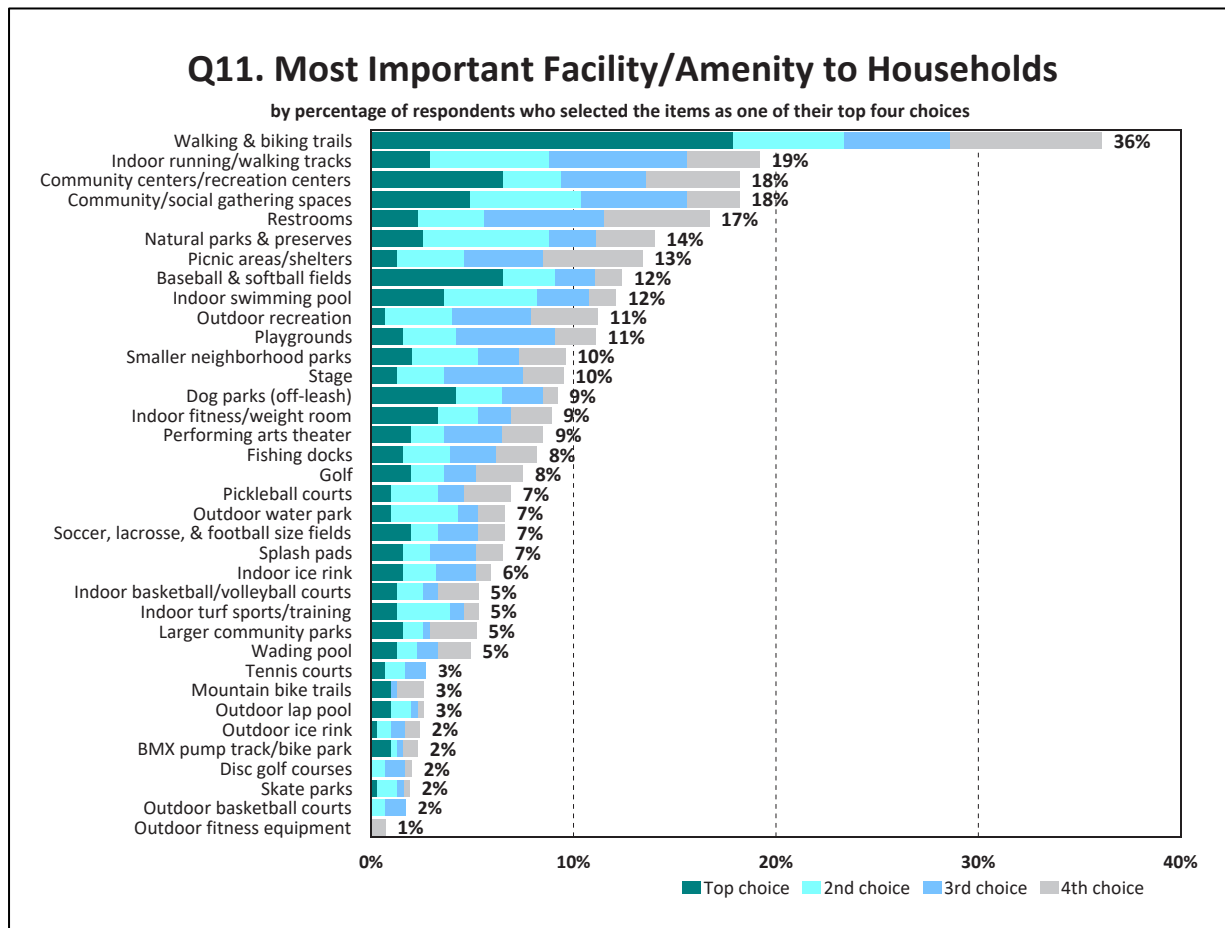
The estimated number of households that have unmet needs for each of the 36 facilities/amenities assessed is shown in the chart below.



Facilities and Amenities Importance: In addition to assessing the needs for each facility/amenity, ETC Institute also assessed the importance that residents placed on each item. Based on the sum of respondents' top four choices, these were the four most important amenities to residents:

1. Walking & Biking Trails (36%)
2. Indoor running/walking tracks (19%)
3. Community centers/recreation centers (18%)
4. Community/social gathering spaces (18%)

The percentage of residents who selected each facility/amenity as one of their top four choices is shown in the chart below.

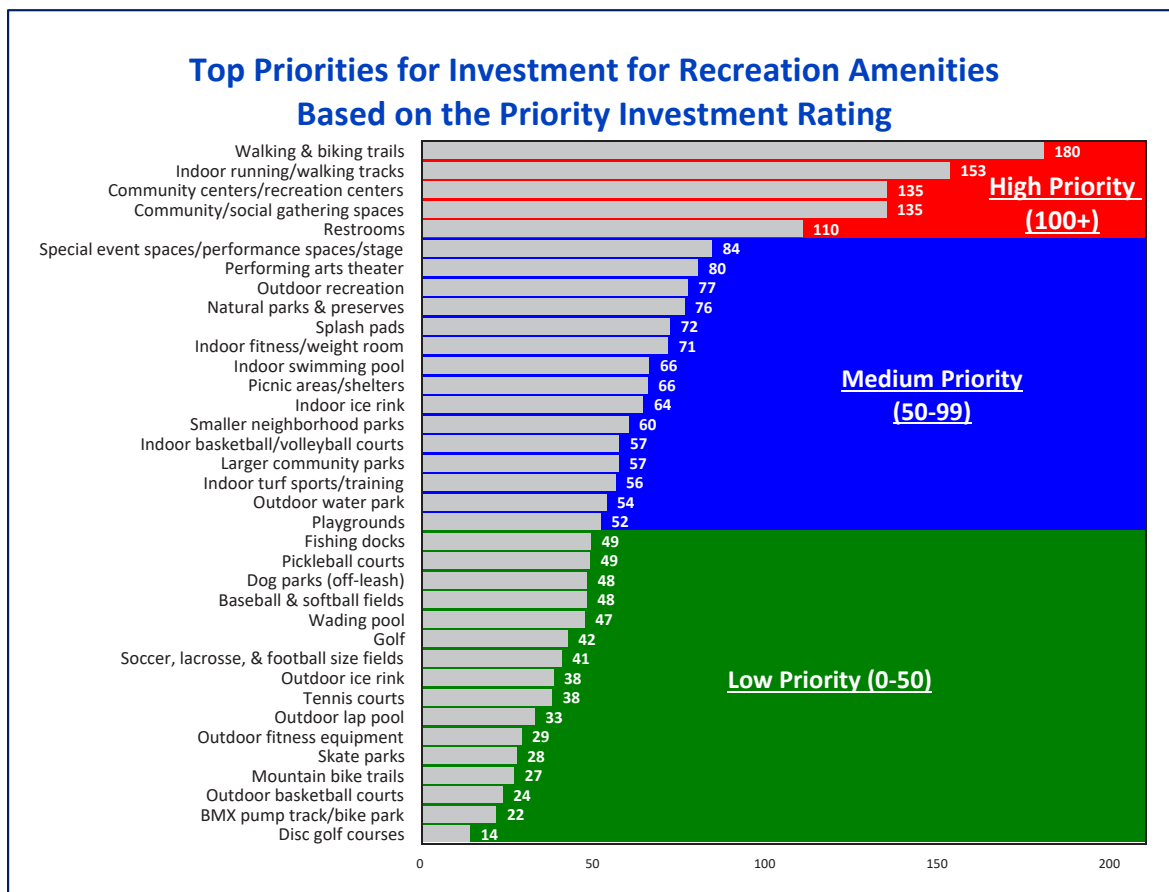


Priorities for Facility Investments: The **Priority Investment Rating (PIR)** was developed by ETC Institute to provide organizations with an objective tool for evaluating the priority that should be placed on recreation and parks investments. The Priority Investment Rating (PIR) equally weights (1) the importance that residents place on amenities/facilities and (2) how many residents have unmet needs for the facility/amenity. [Details regarding the methodology for this analysis are provided in Section 3 of this report.]

Based the Priority Investment Rating (PIR), the following parks and recreation facilities/amenities were rated as high priorities for investment:

- Walking & biking trails (PIR= 180)
- Indoor running/walking tracks (PIR= 153)
- Community centers/recreation centers (PIR= 135)
- Community/social gathering spaces (PIR= 135)
- Restrooms (PIR= 110)

The chart below shows the Priority Investment Rating for each of the 36 facilities/amenities assessed on the survey.



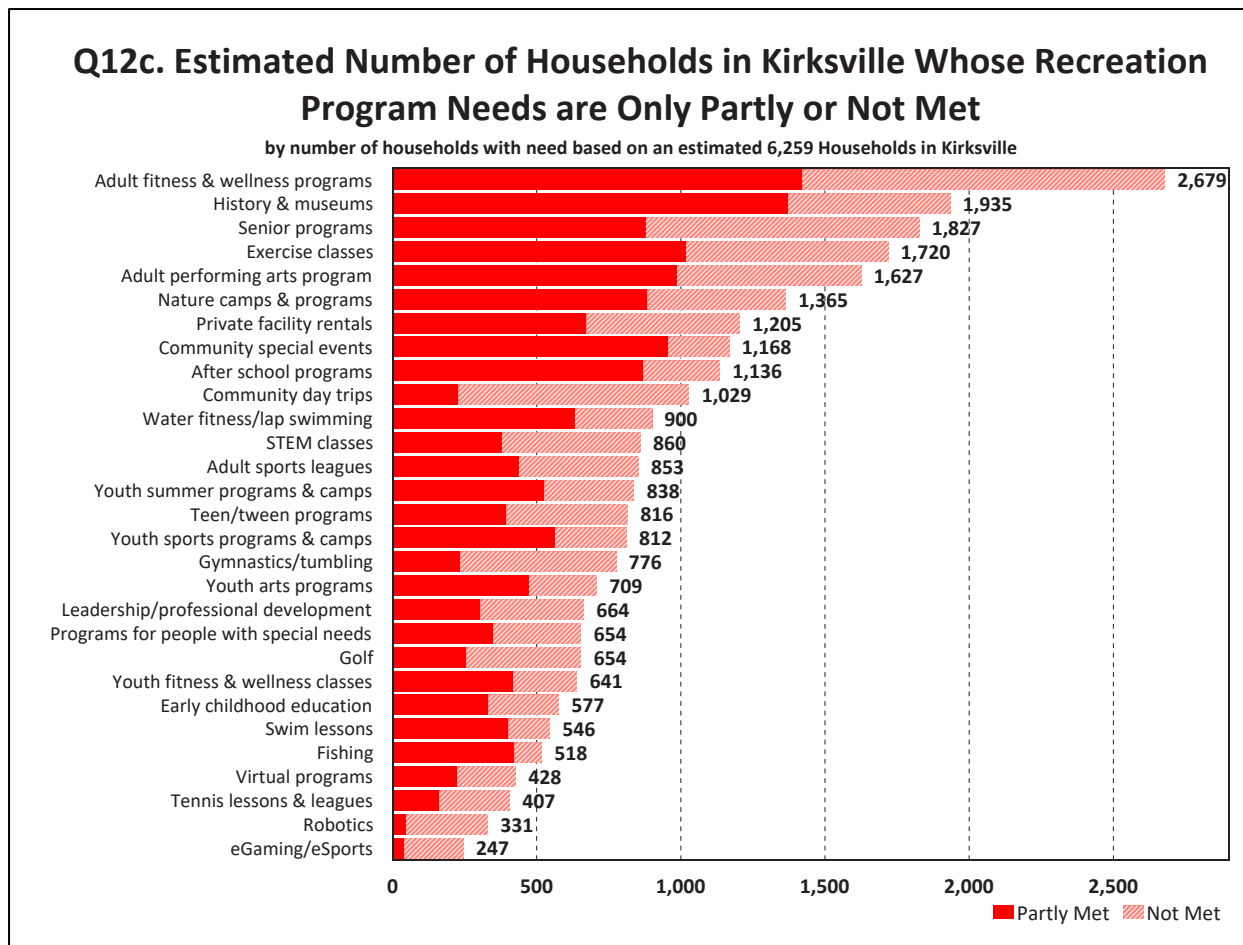
City of Kirksville Recreation Program Needs and Priorities

Program Needs: Respondents were asked to identify if their household had a need for 29 programs and to rate how well their needs for each were currently being met. Based on this analysis, ETC Institute was able to estimate the number of households in the community that had the greatest “unmet” need for various facilities/amenities.

The three programs with the highest estimated number of households that have an unmet need:

1. Adult fitness & wellness programs – 2,679 households
2. History & museums – 1,935 households
3. Senior programs – 1,827 households

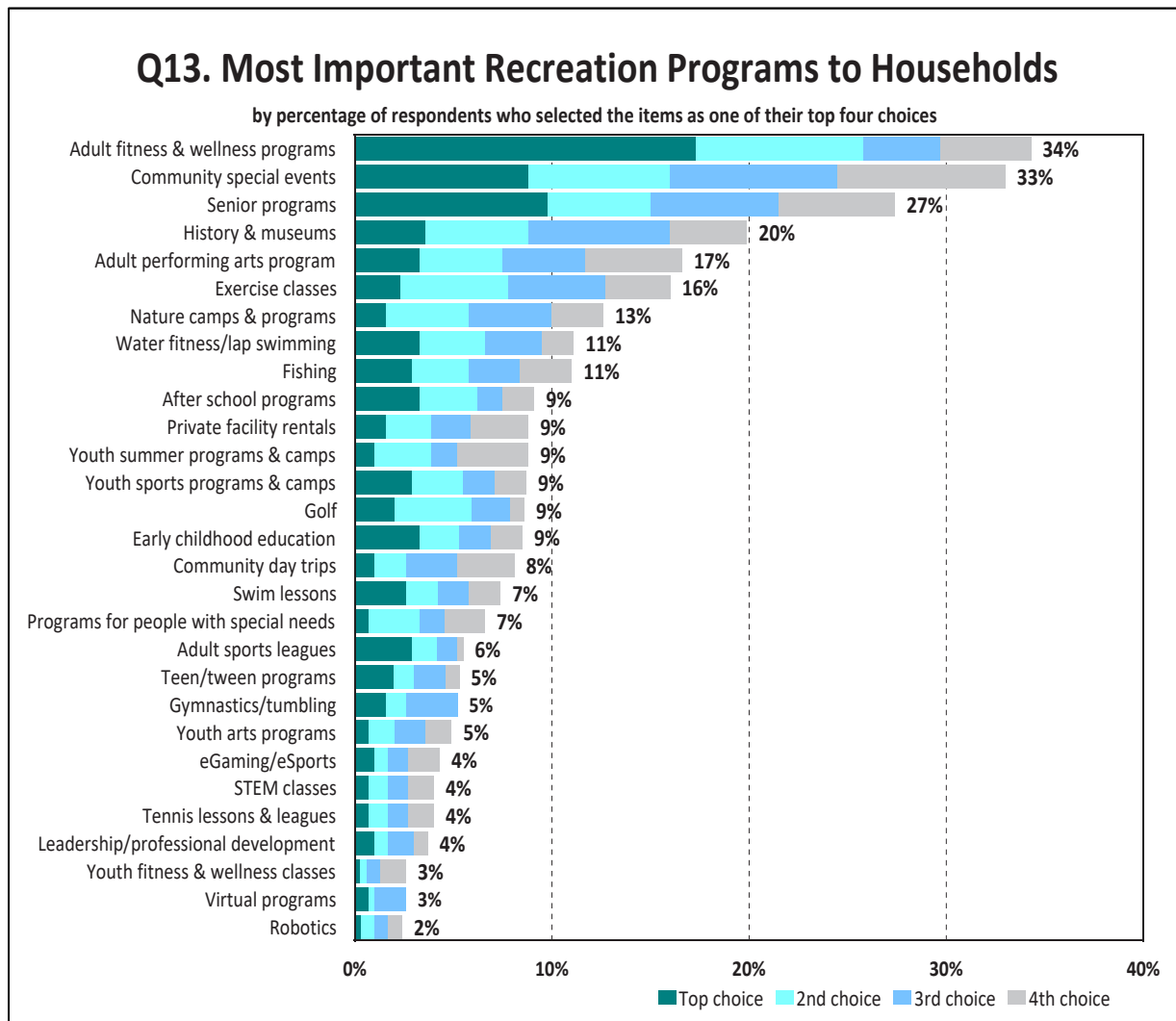
The estimated number of households that have unmet needs for each of the 29 recreation programs assessed is shown in the chart below.



Programs Importance: In addition to assessing the needs for each program, ETC Institute also assessed the importance that residents placed on each item. Based on the sum of respondents' top four choices, these are the four most important programs to residents:

1. Adult fitness & wellness programs (34%)
2. Community special events (33%)
3. Senior programs (27%)
4. History & Museums (20%)

The percentage of residents who selected each program as one of their top four choices is shown in the chart below.

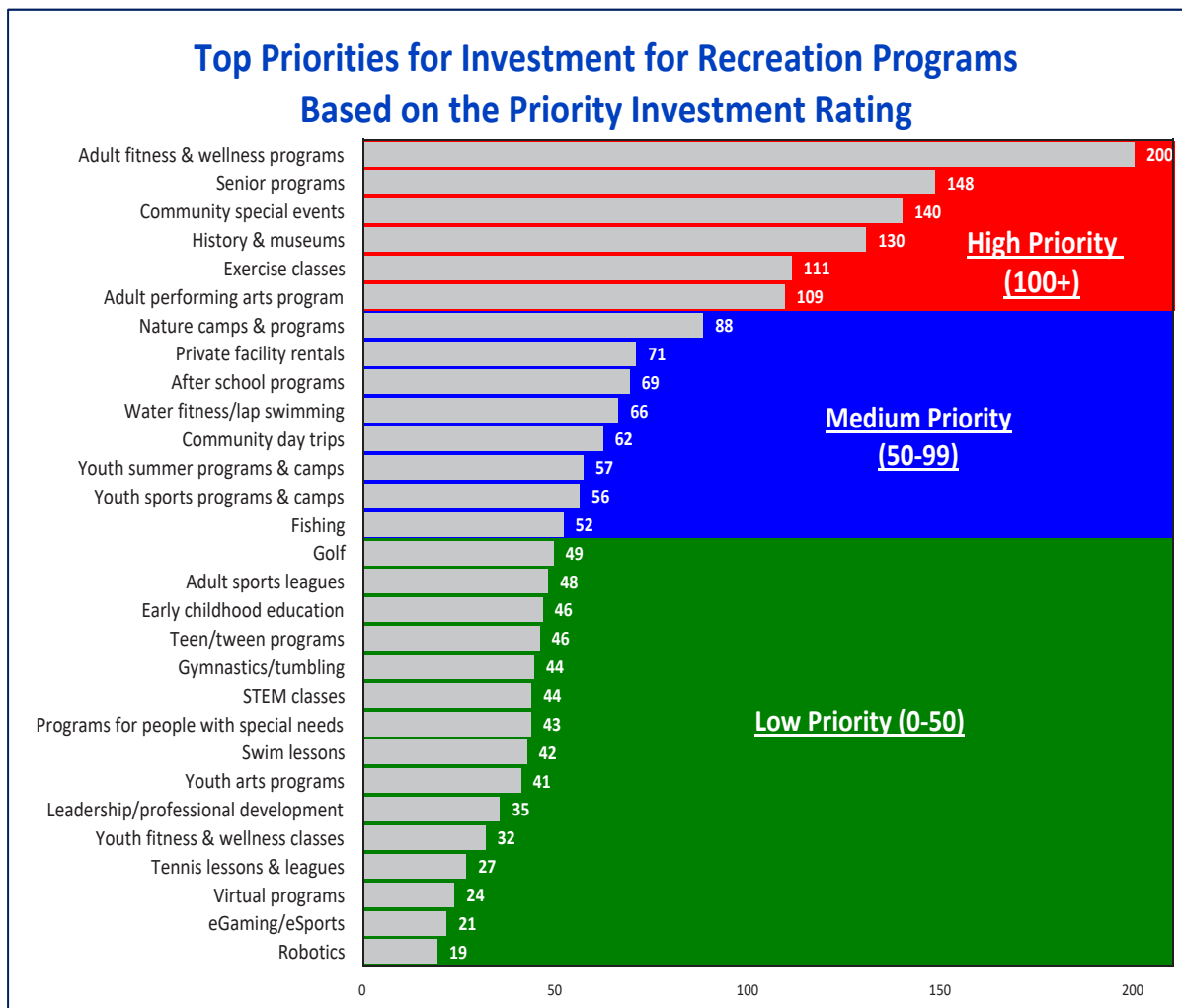


Priorities for Program Investments: The **Priority Investment Rating (PIR)** was developed by ETC Institute to provide organizations with an objective tool for evaluating the priority that should be placed on recreation and parks investments. The Priority Investment Rating (PIR) equally weights (1) the importance that residents place on each program and (2) how many residents have unmet needs for the program. [Details regarding the methodology for this analysis are provided in Section 3 of this report.]

Based the Priority Investment Rating (PIR), the following City of Kirksville programs were rated as high priorities for investment:

- Adult fitness & wellness programs (PIR=200)
- Senior programs (PIR=148)
- Community special events (PIR=140)
- History & museums (PIR=130)
- Exercise classes (PIR=111)
- Adult performing arts programs (PIR=109)

The chart below shows the Priority Investment Rating for each of the 29 programs assessed.

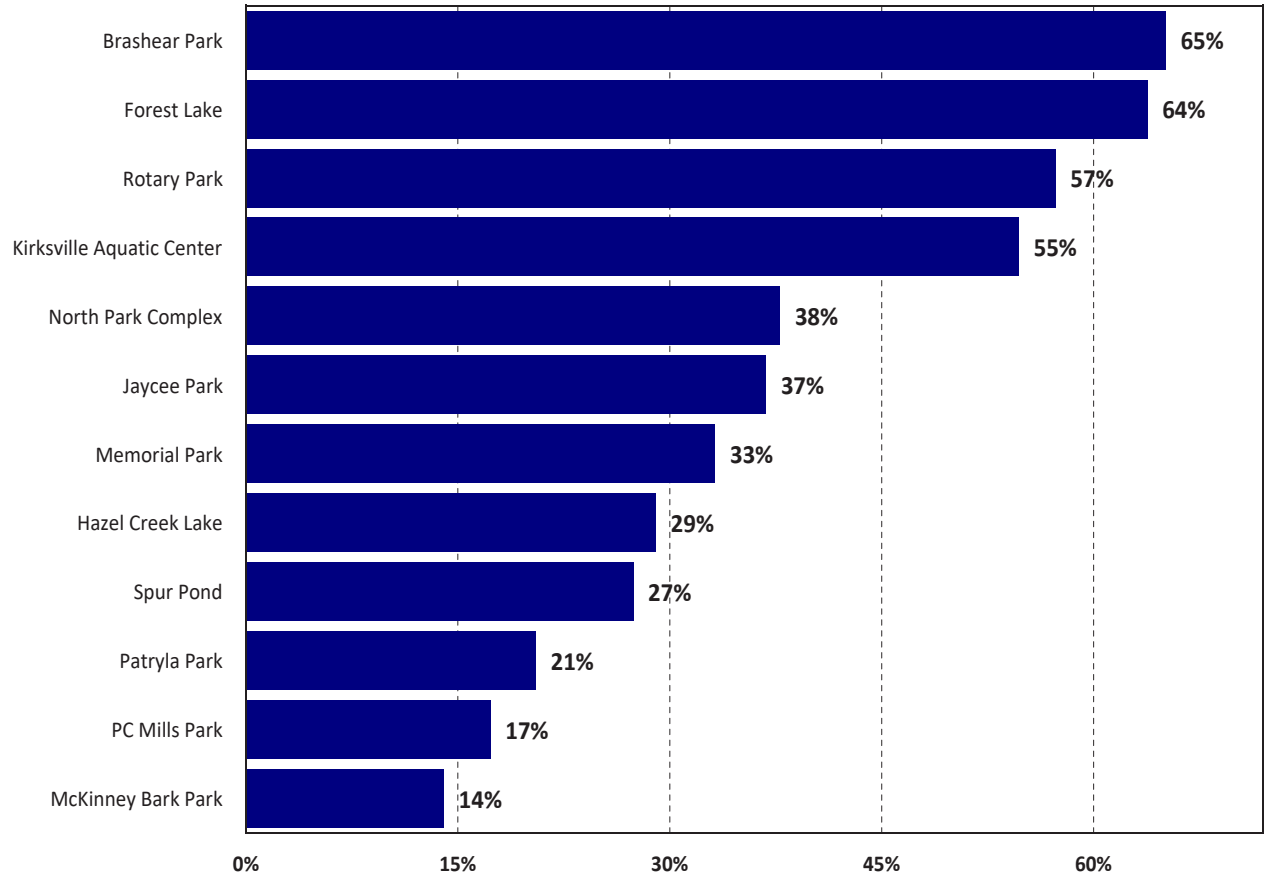


2

Charts & Graphs

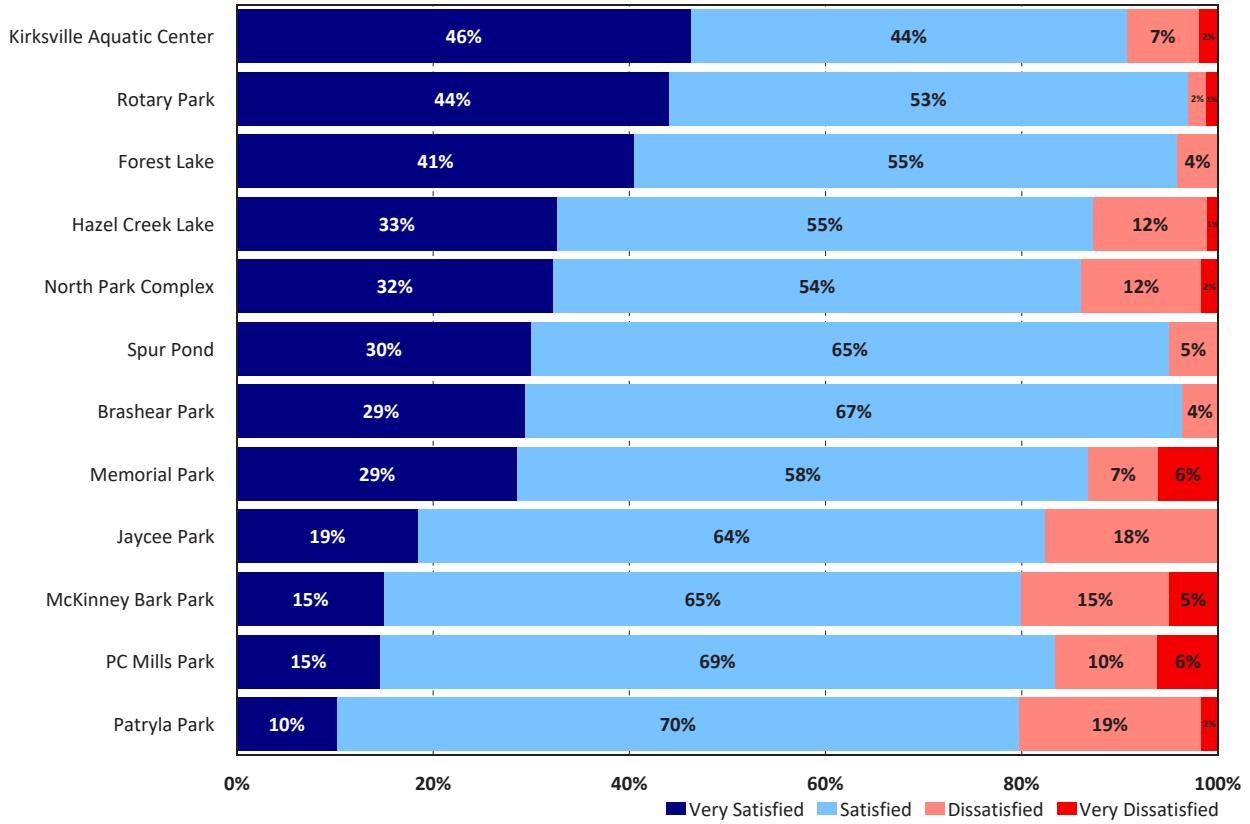
Q1. Parks and Facilities Used by Households

by percentage of respondents



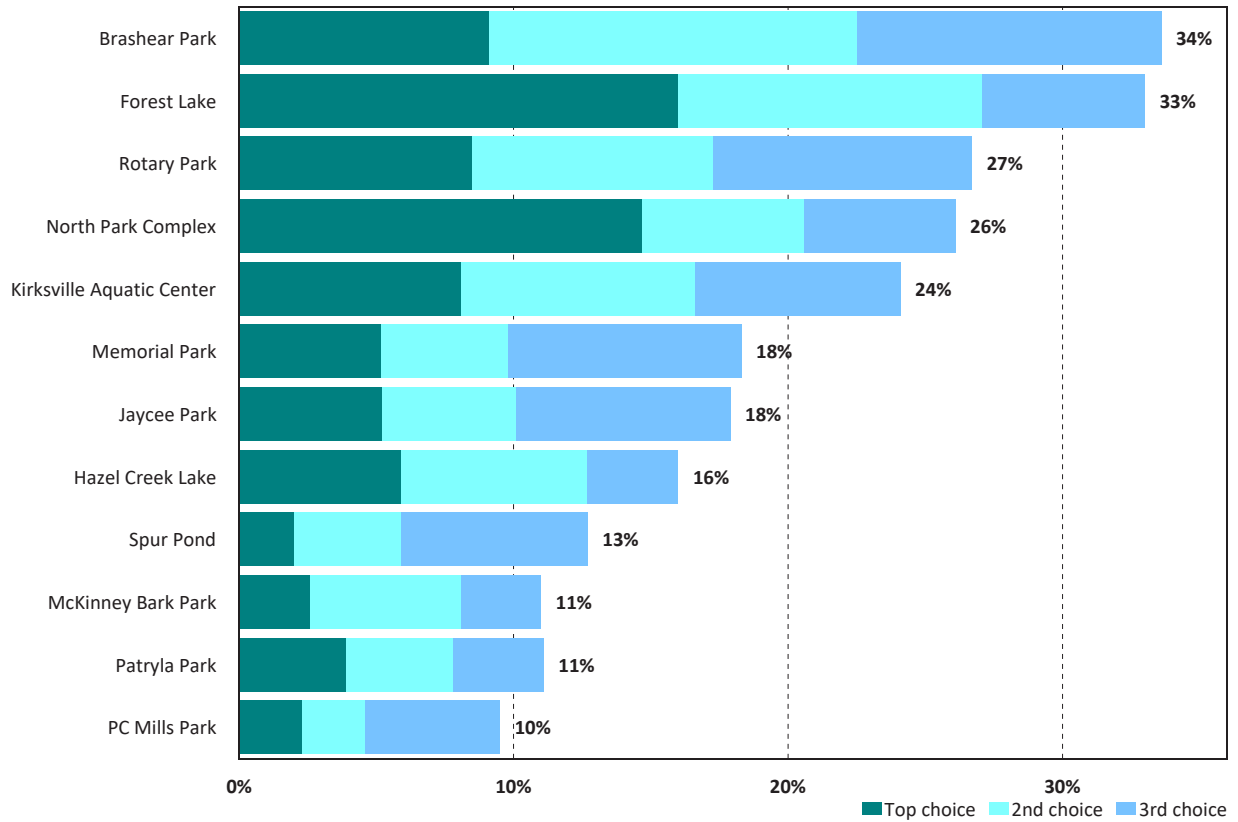
Q1b. Satisfaction with Parks/Facilities

by percentage of respondents who have used park/facility (excluding "N/A")



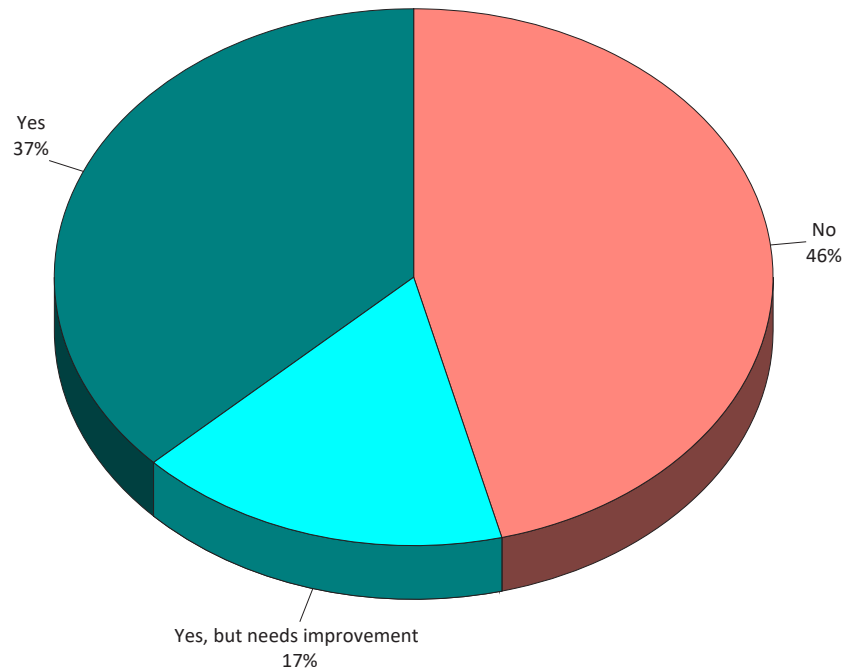
Q2. Which Parks/Facilities Should Be Prioritized Over the Next 2 Years

by percentage of respondents who selected the item as one of their top three choices



Q4. Do you have a pedestrian route (trails, sidewalks) to safely access the closest park to your household?

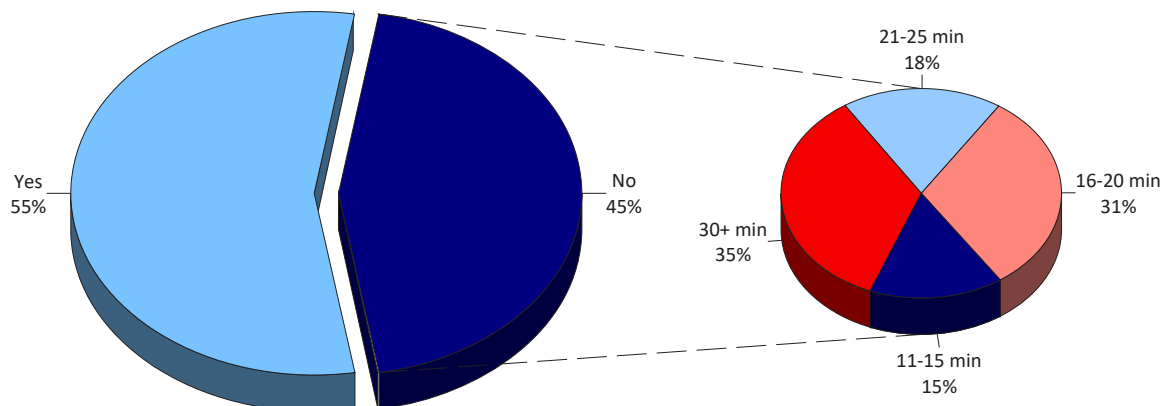
by percentage of respondents (excluding "not provided")



Q3. Do You Live Within a 10-Minute Walk From a Park?

Q3a. If Not, How Long Would It Take to Walk to the Nearest Park?

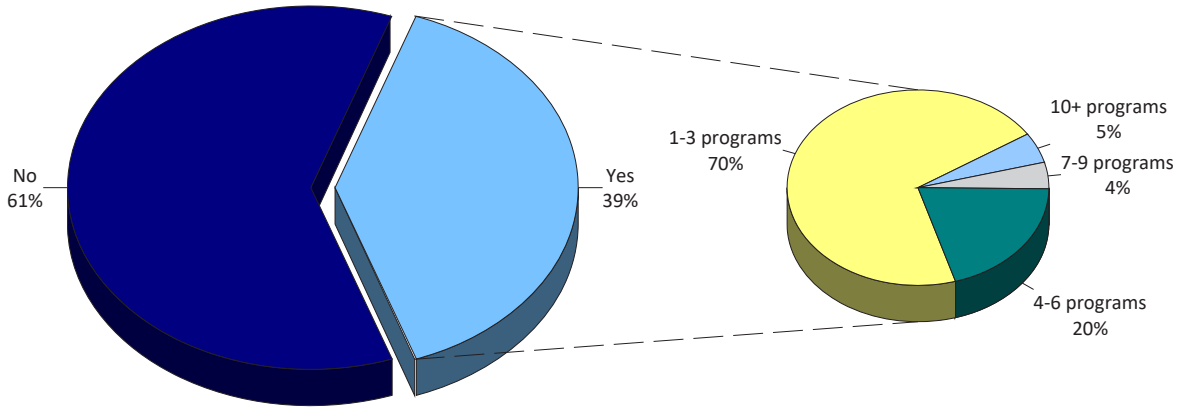
by percentage of respondents (excluding "not provided")



Q5. Has Your Household Participated in Recreation Programs Offered by the City of Kirksville During the Past Two Years?

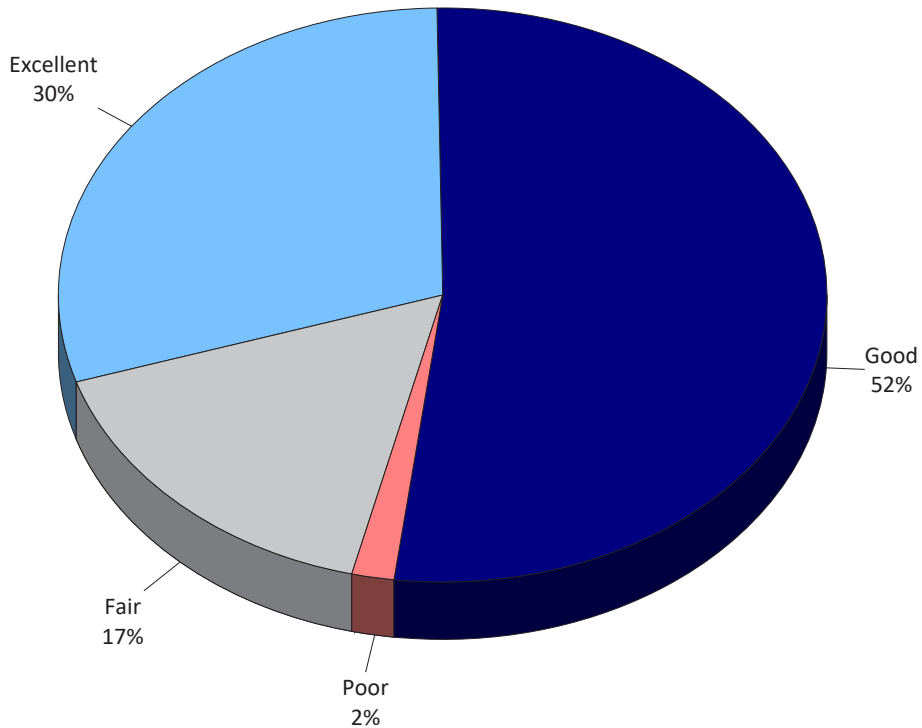
Q5a. If Yes, How Many Programs Has Your Household Participated In?

by percentage of respondents (excluding "not provided")



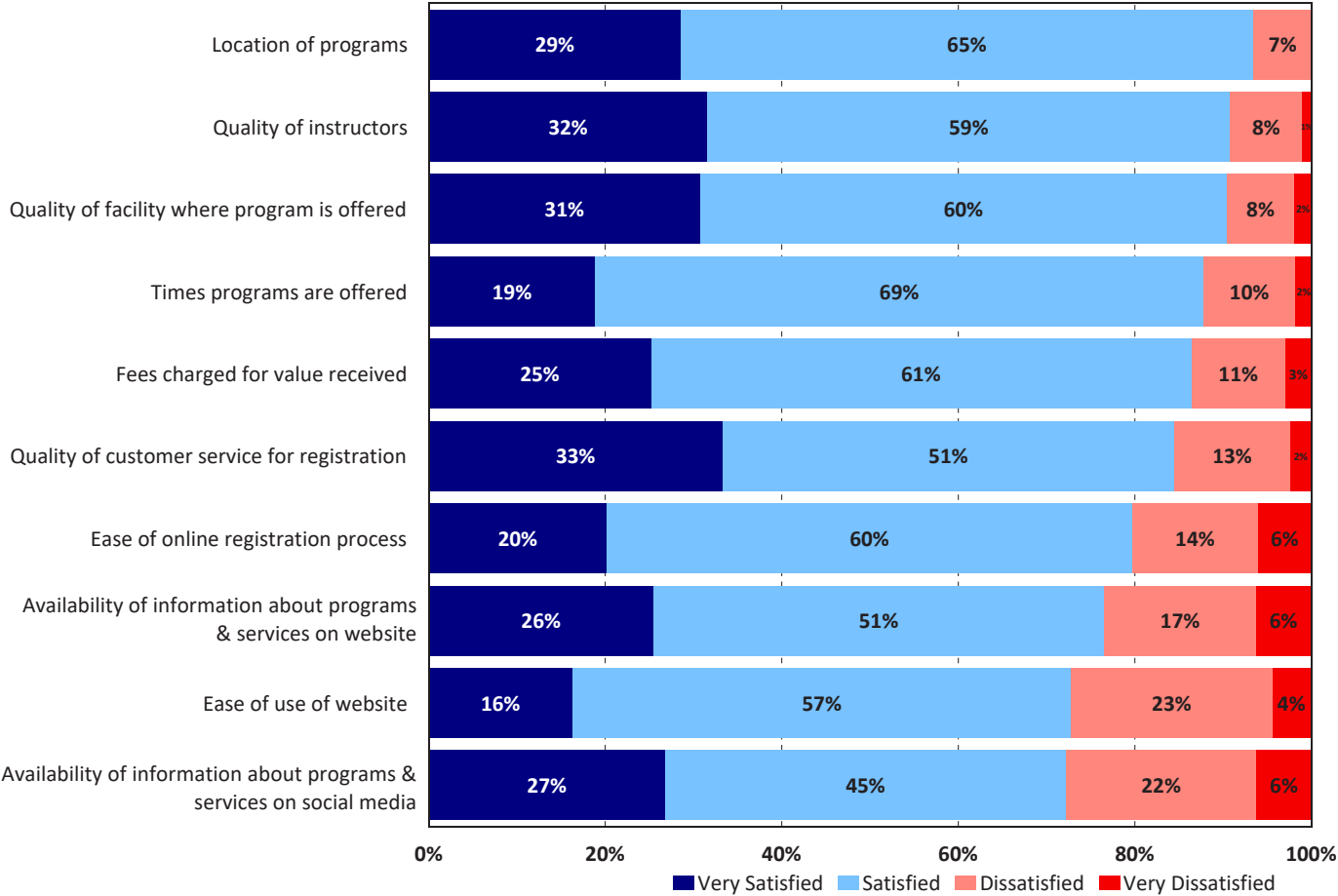
Q5b. Rating Overall Quality of Programs

by percentage of respondents (excluding "not provided")



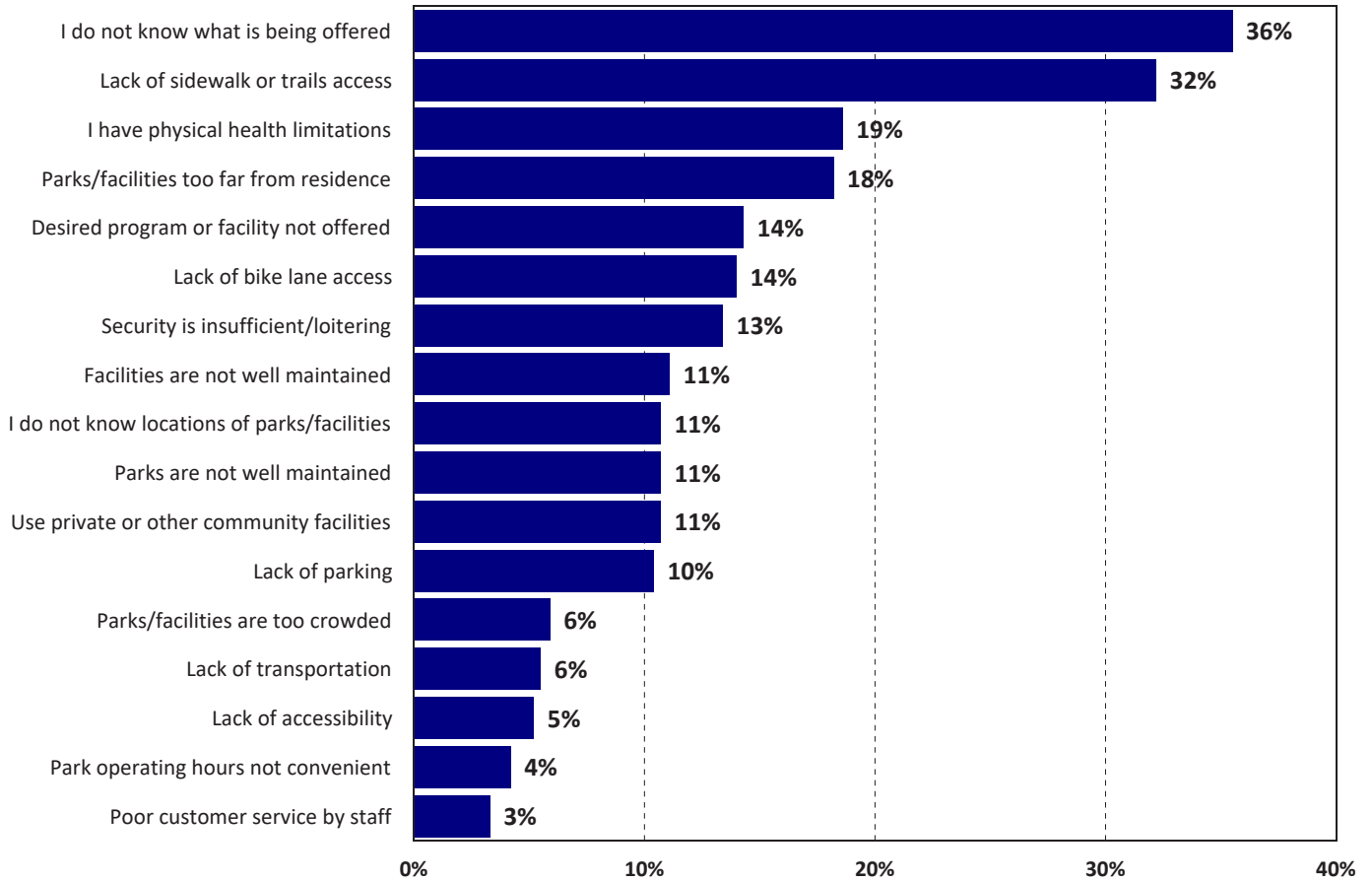
Q5c. Satisfaction with Recreation Programs

by percentage of respondents (excluding "N/A")



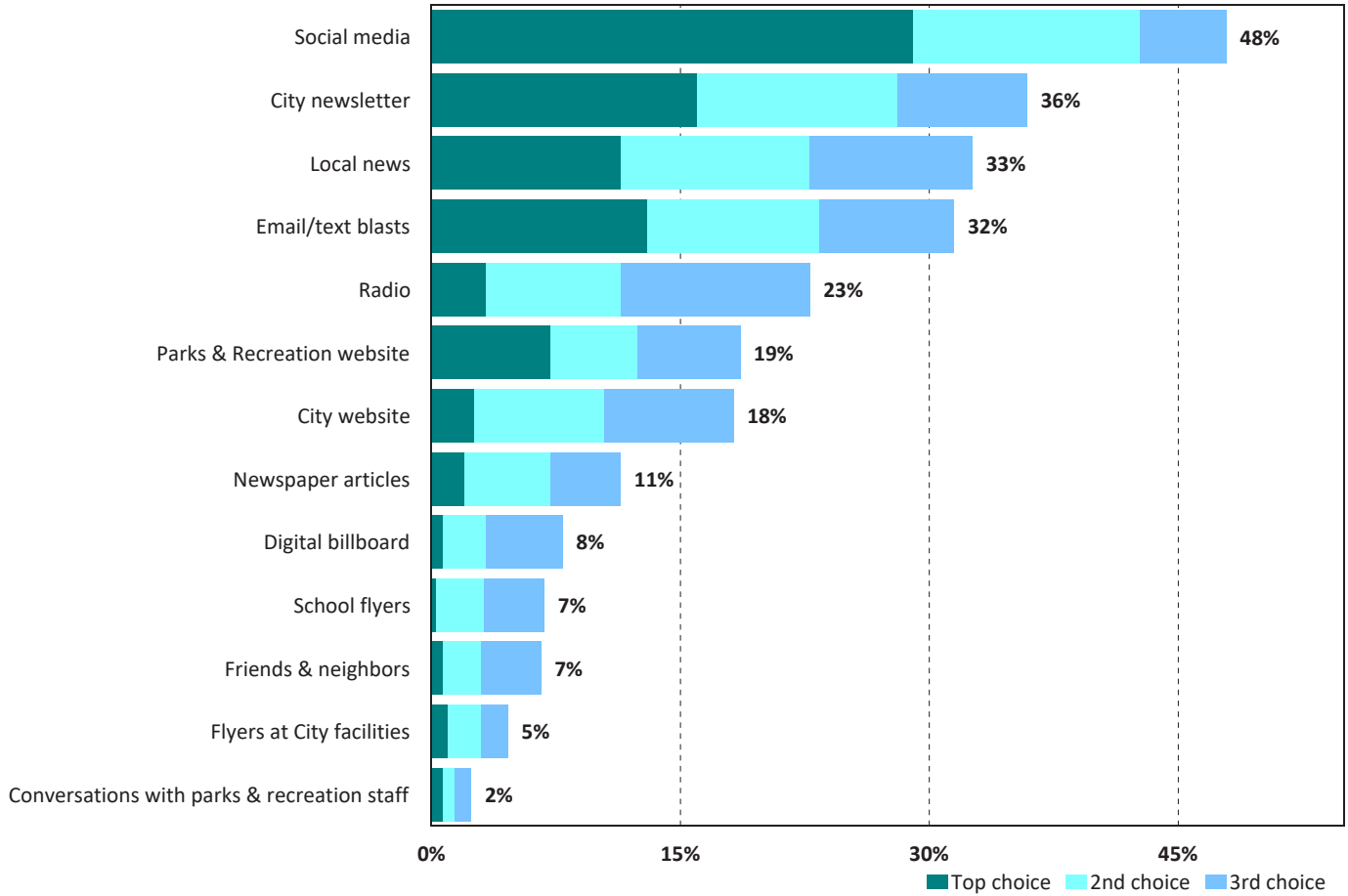
Q6. Barriers to Facilities and Programs Use

by percentage of respondents



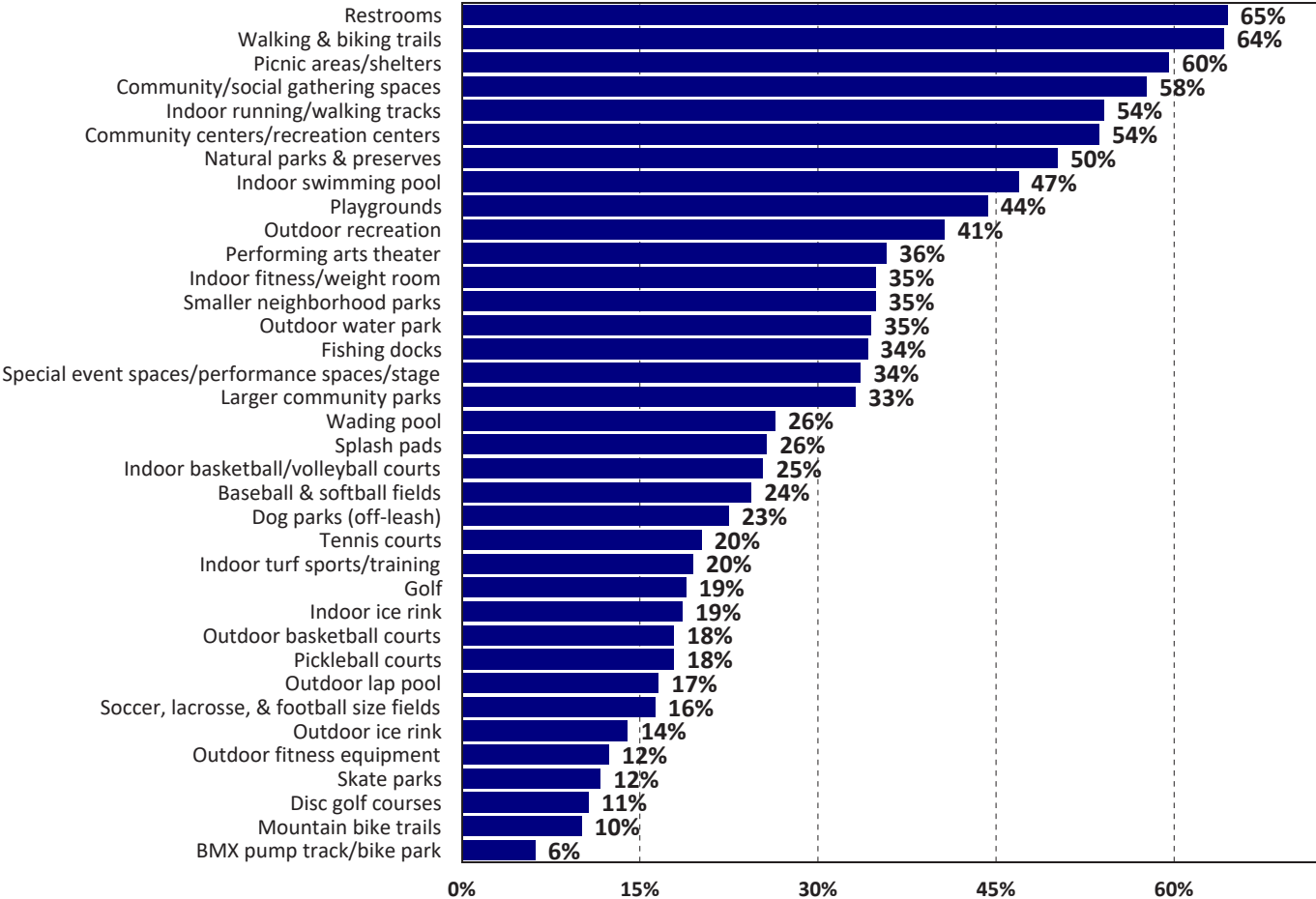
Q9. Most Preferred Communication Methods

by percentage of respondents who selected the items as one of their top three choices



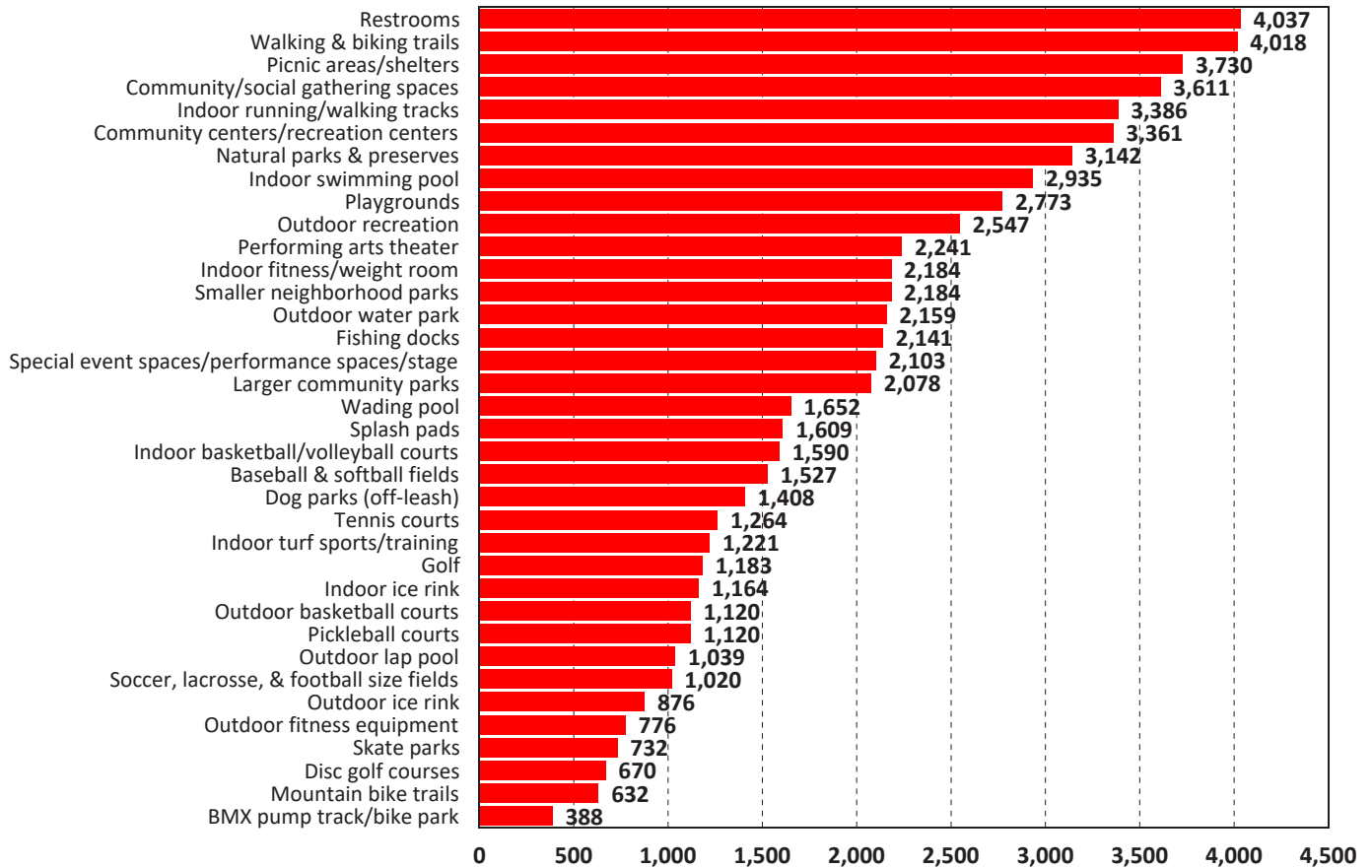
Q10. Respondents With Need for Facility or Amenity

by percentage of respondents



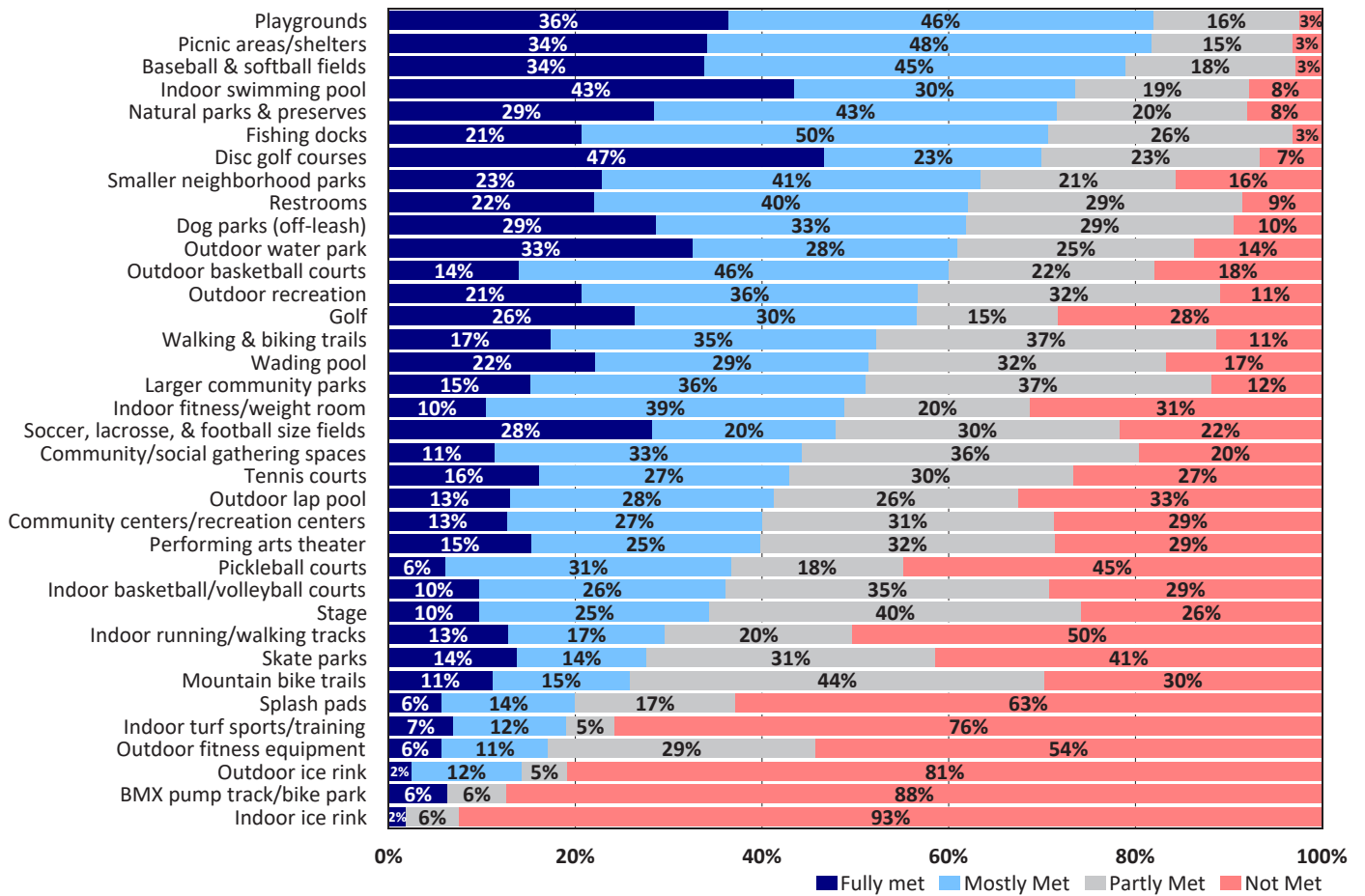
Q10a. Estimated Number of Households in Kirksville Who Have a Need for Facility/ Amenity

by number of households based on an estimated 6,259 households in Kirksville



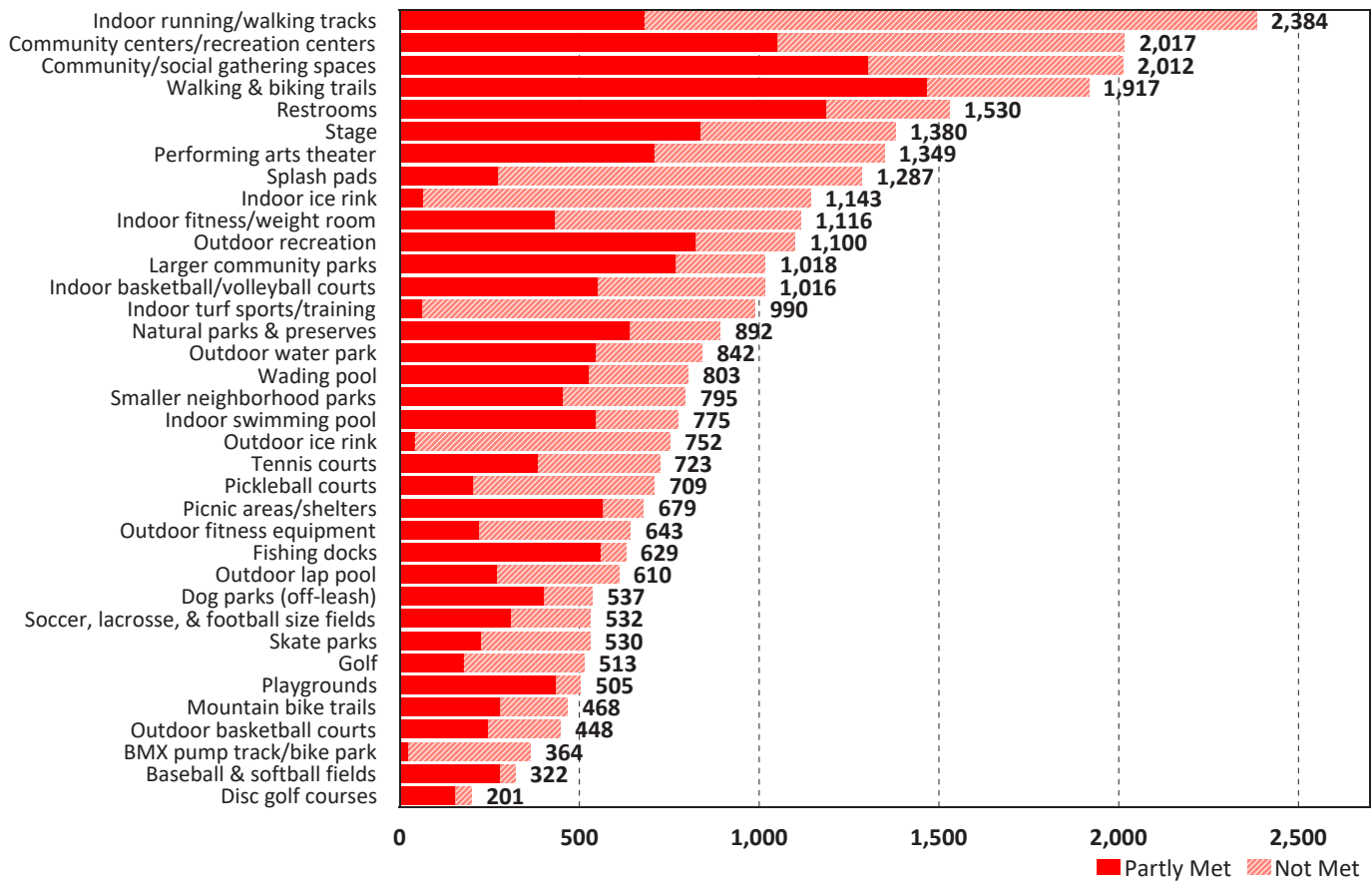
Q10b. How Well Need For Facility / Amenity Is Currently Being Met

by percentage of respondents who answered "Yes" to Q10



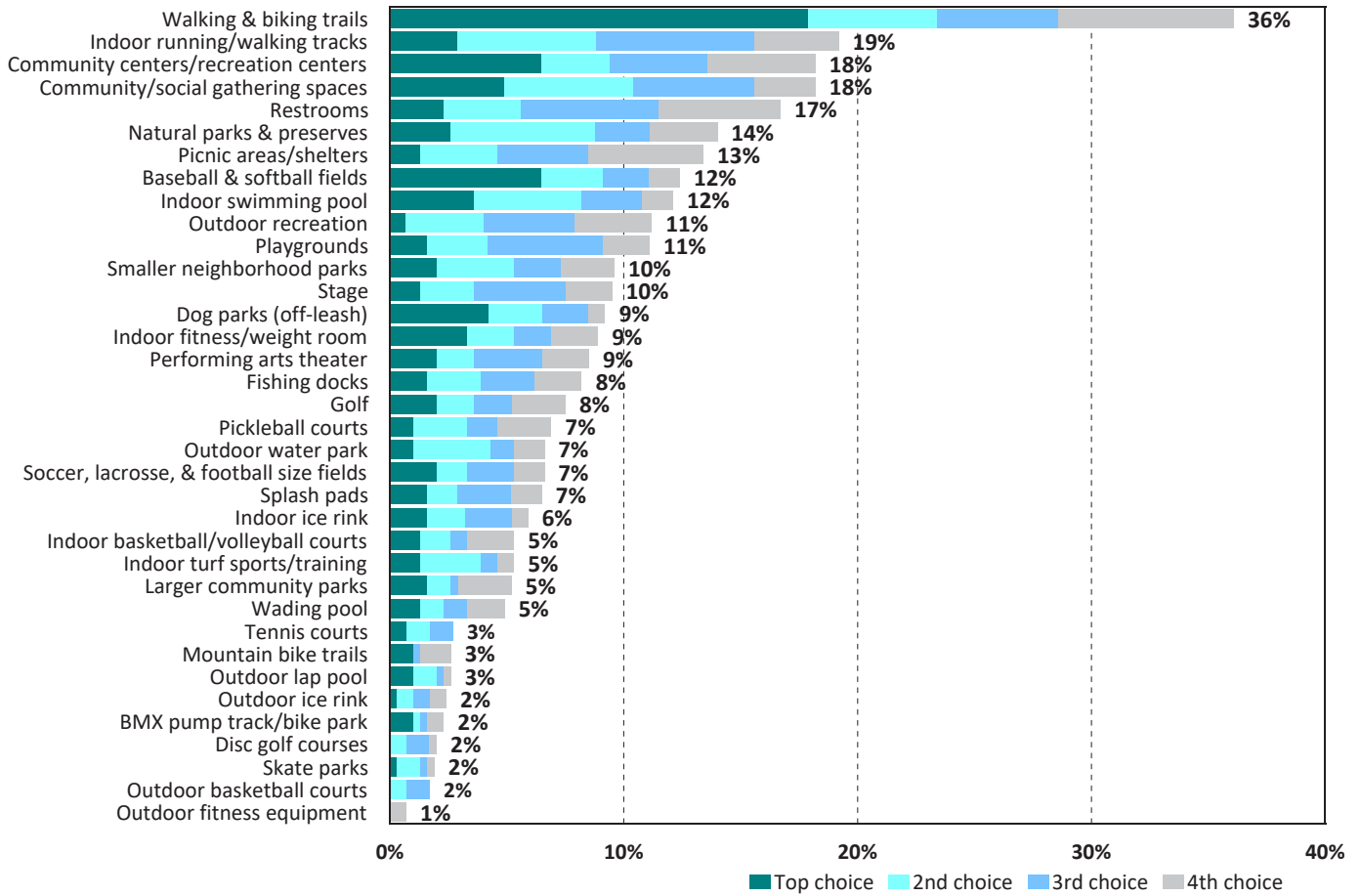
Q10c. Estimated Number of Households in Kirksville Whose Facility/ Amenity Needs are Only Partly or Not Met

by number of households with need based on an estimated 6,259 Households in Kirksville



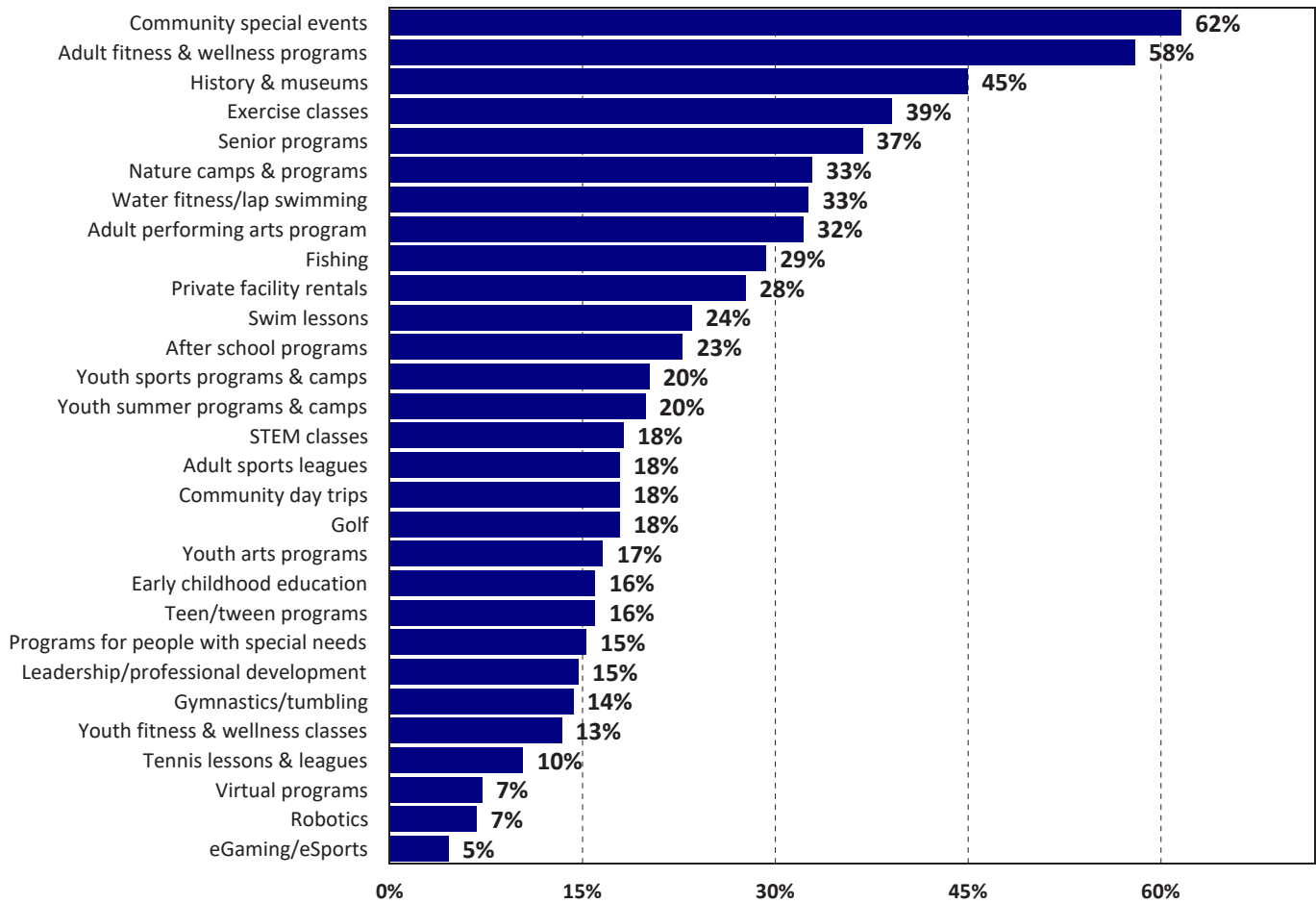
Q11. Most Important Facility/Amenity to Households

by percentage of respondents who selected the items as one of their top four choices



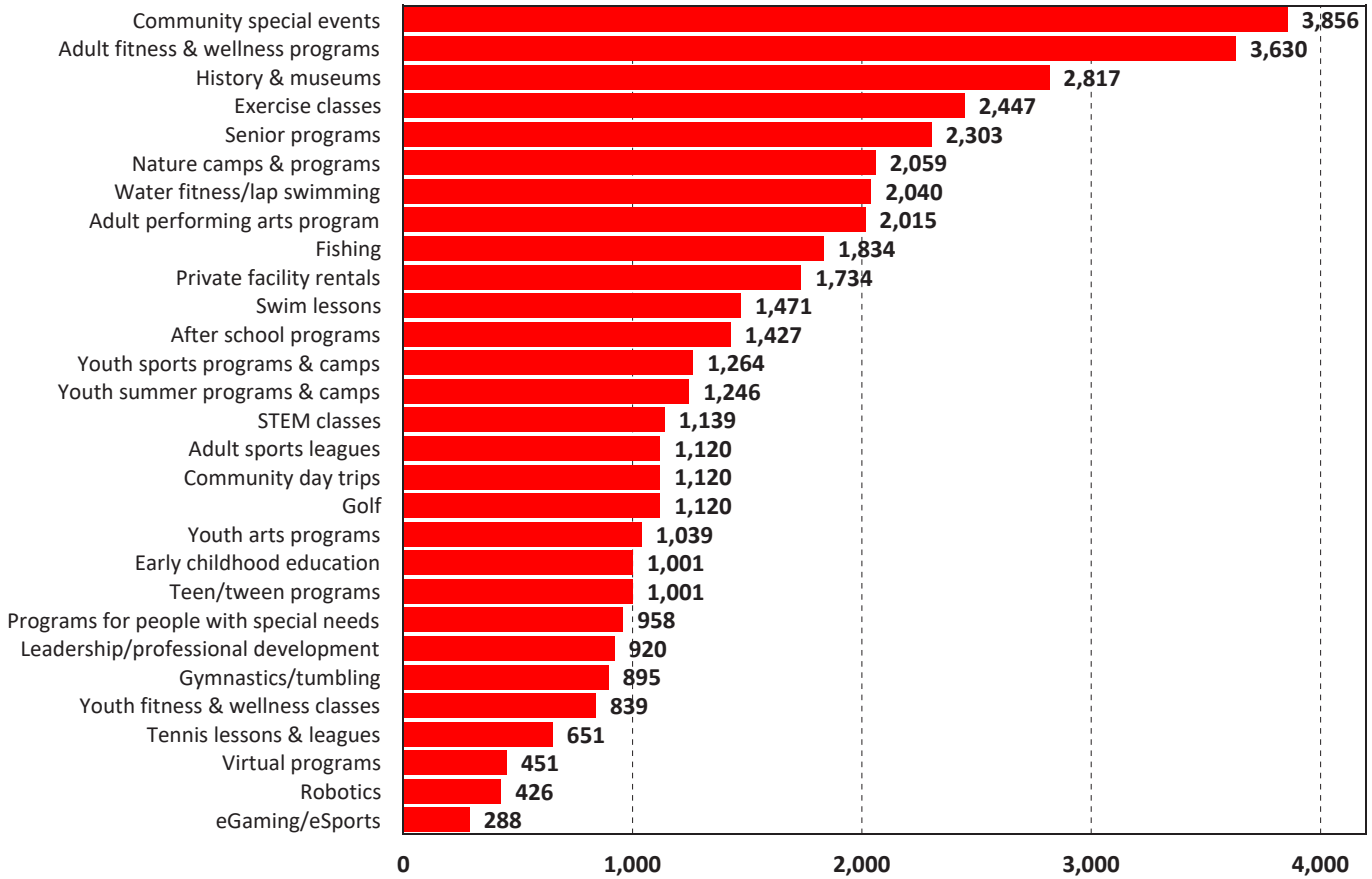
Q12. Respondents With Need for Recreation Programs

by percentage of respondents



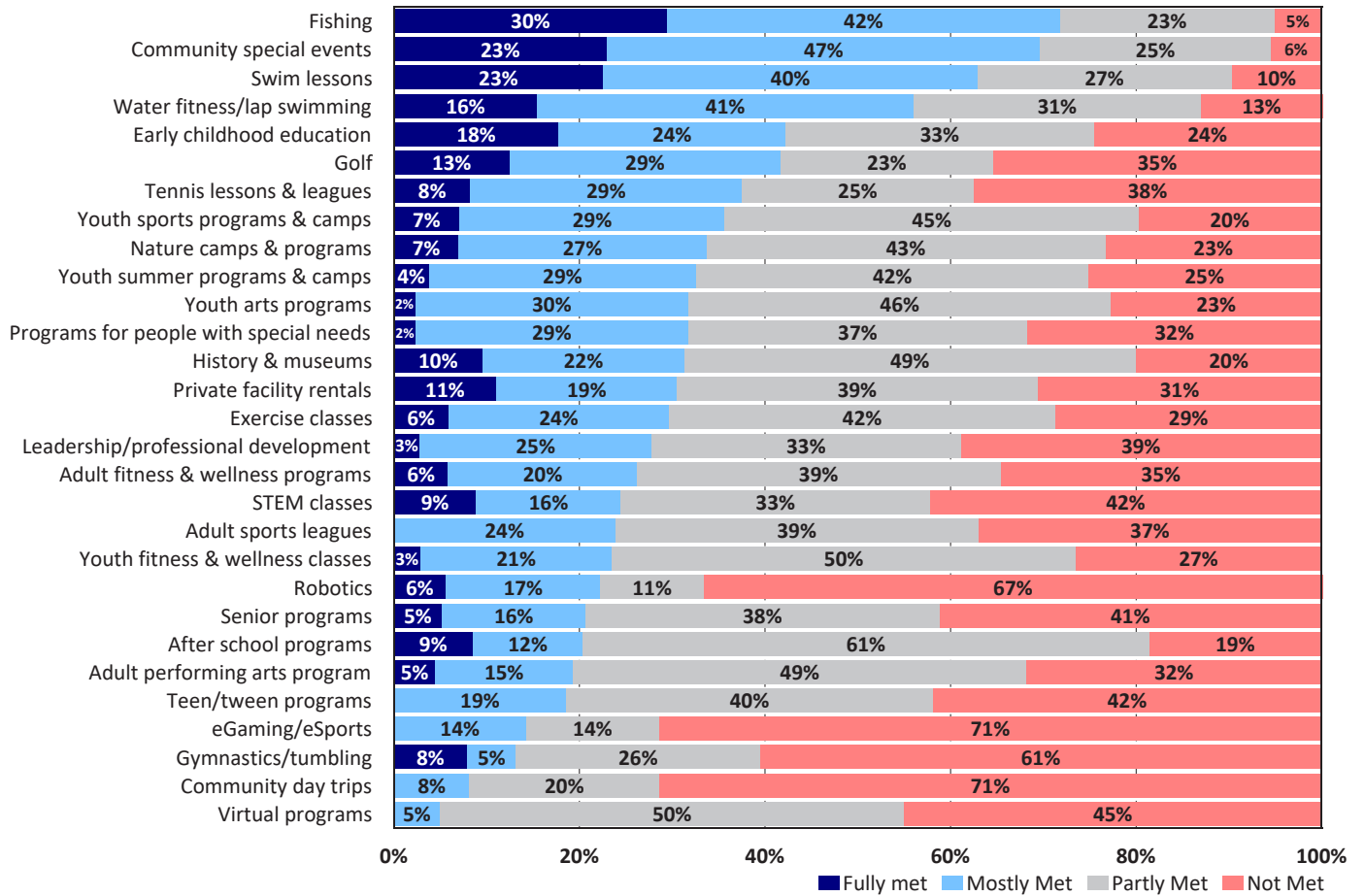
Q12a. Estimated Number of Households in Kirksville Who Have a Need for Recreation Programs

by number of households based on an estimated 6,259 households in Kirksville



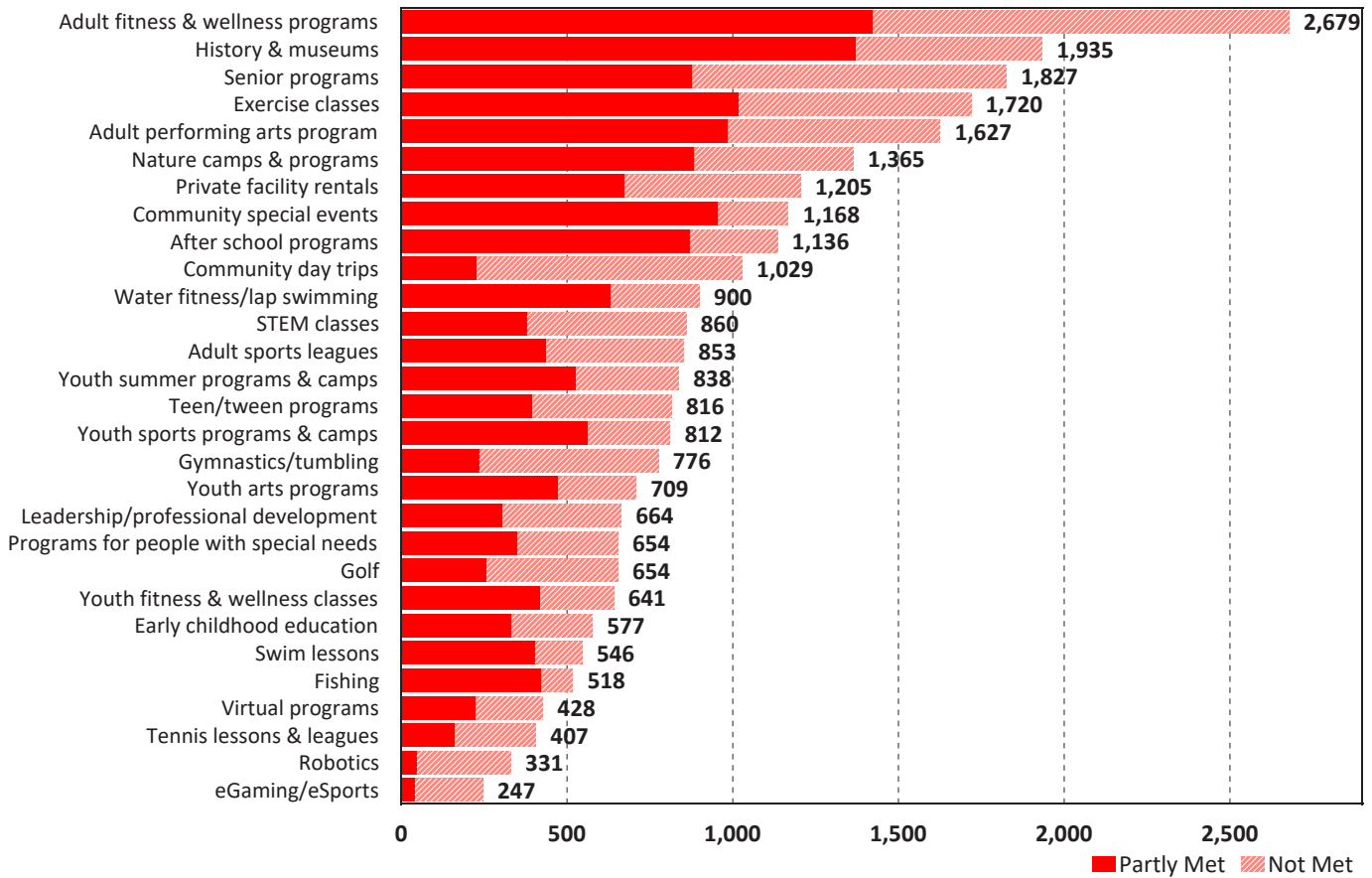
Q12b. How Well Need For Recreation Program Is Currently Being Met

by percentage of respondents who answered "Yes" to Q12



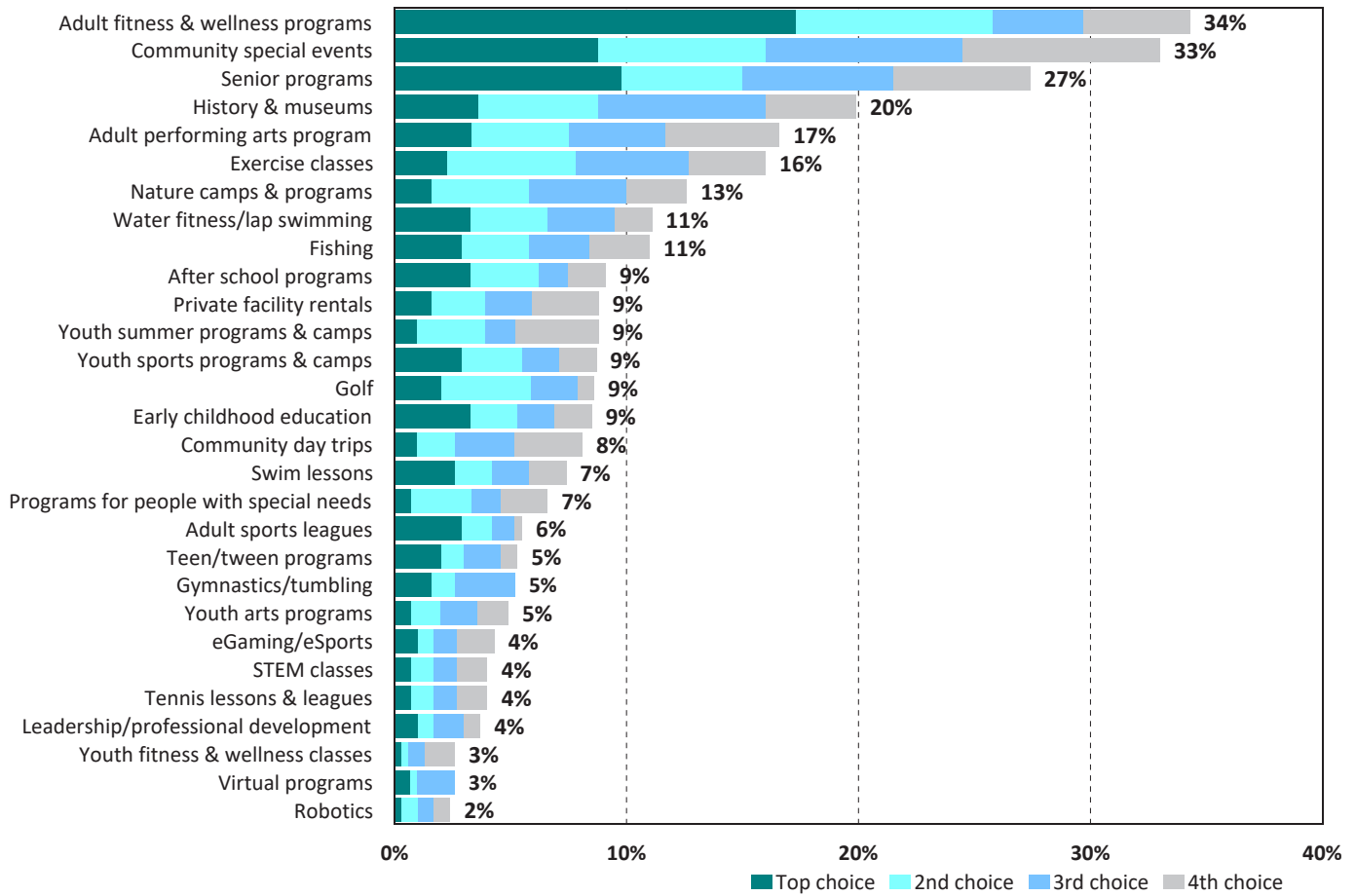
Q12c. Estimated Number of Households in Kirksville Whose Recreation Program Needs are Only Partly or Not Met

by number of households with need based on an estimated 6,259 Households in Kirksville



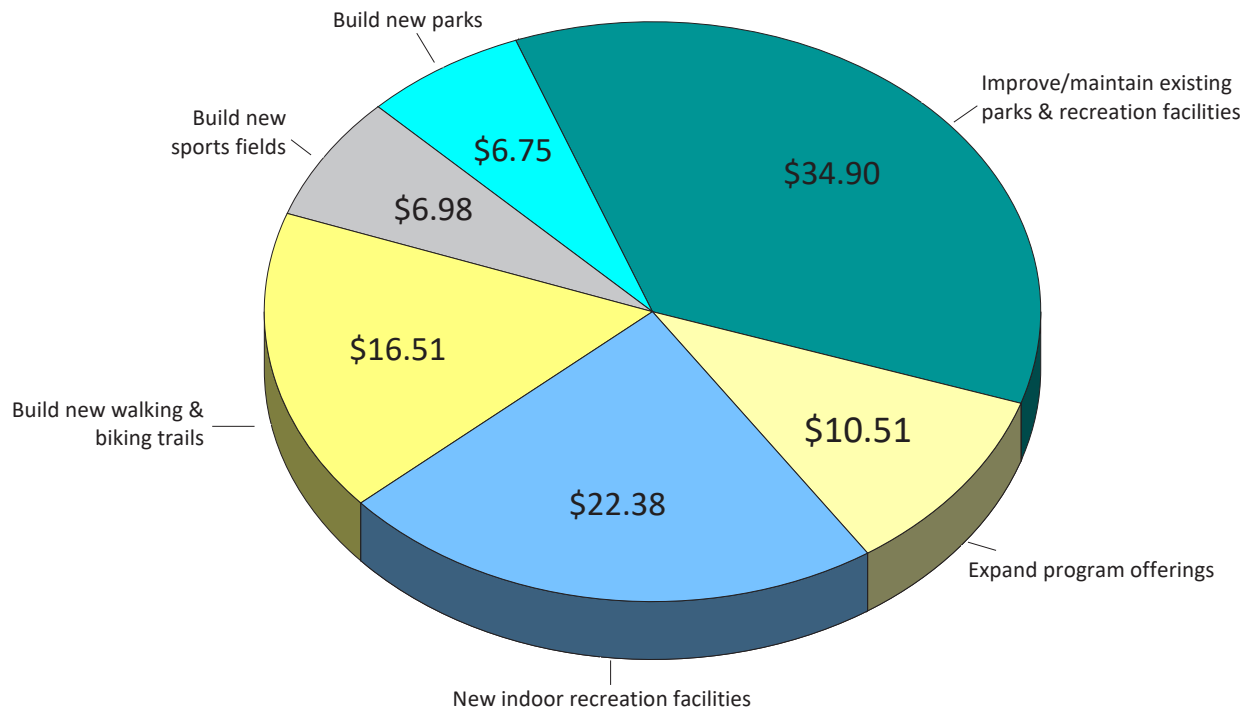
Q13. Most Important Recreation Programs to Households

by percentage of respondents who selected the items as one of their top four choices



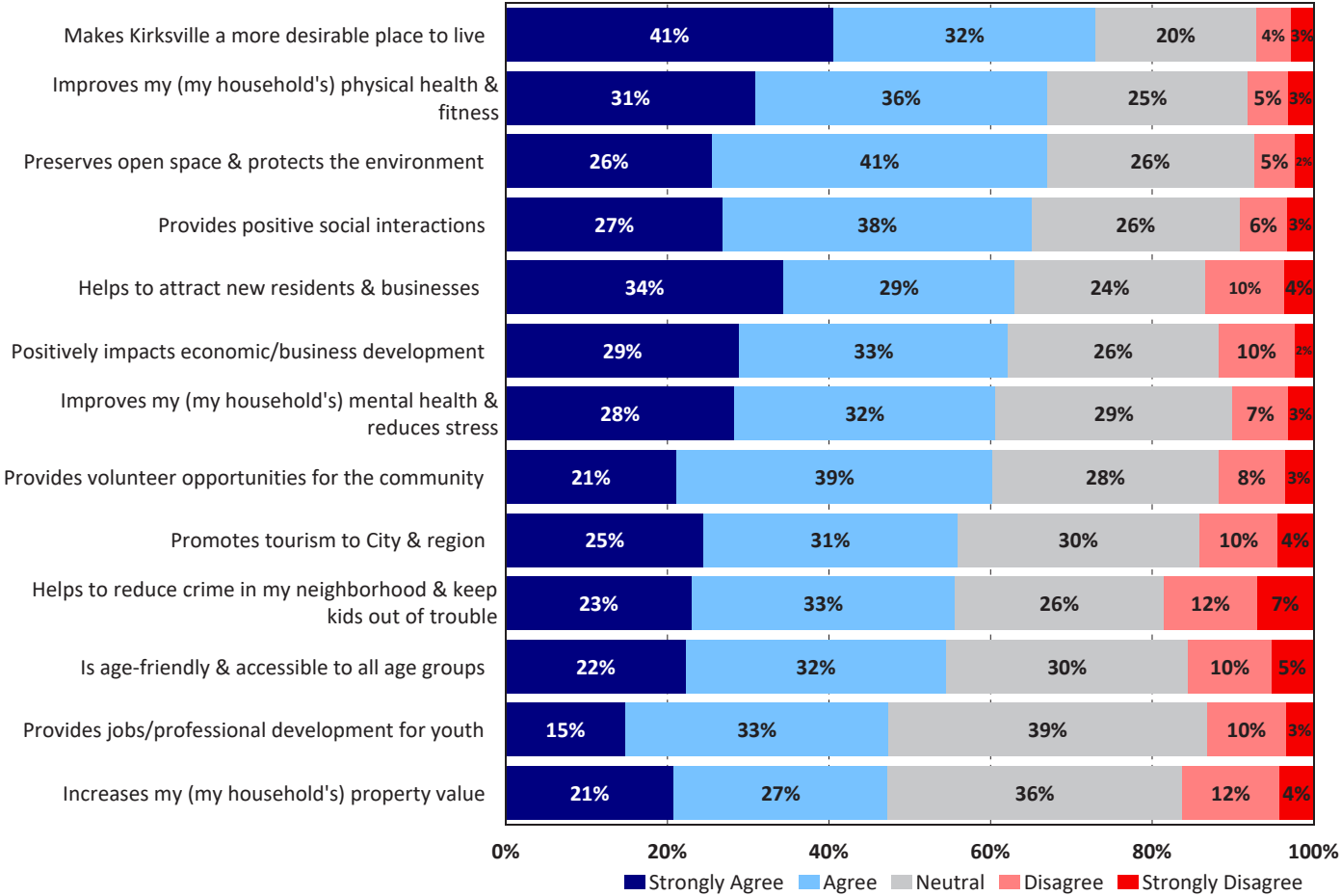
Q14. With a Budget of \$100, How Would Respondents Allocate Funds for Parks and Recreation?

by average allocated per item



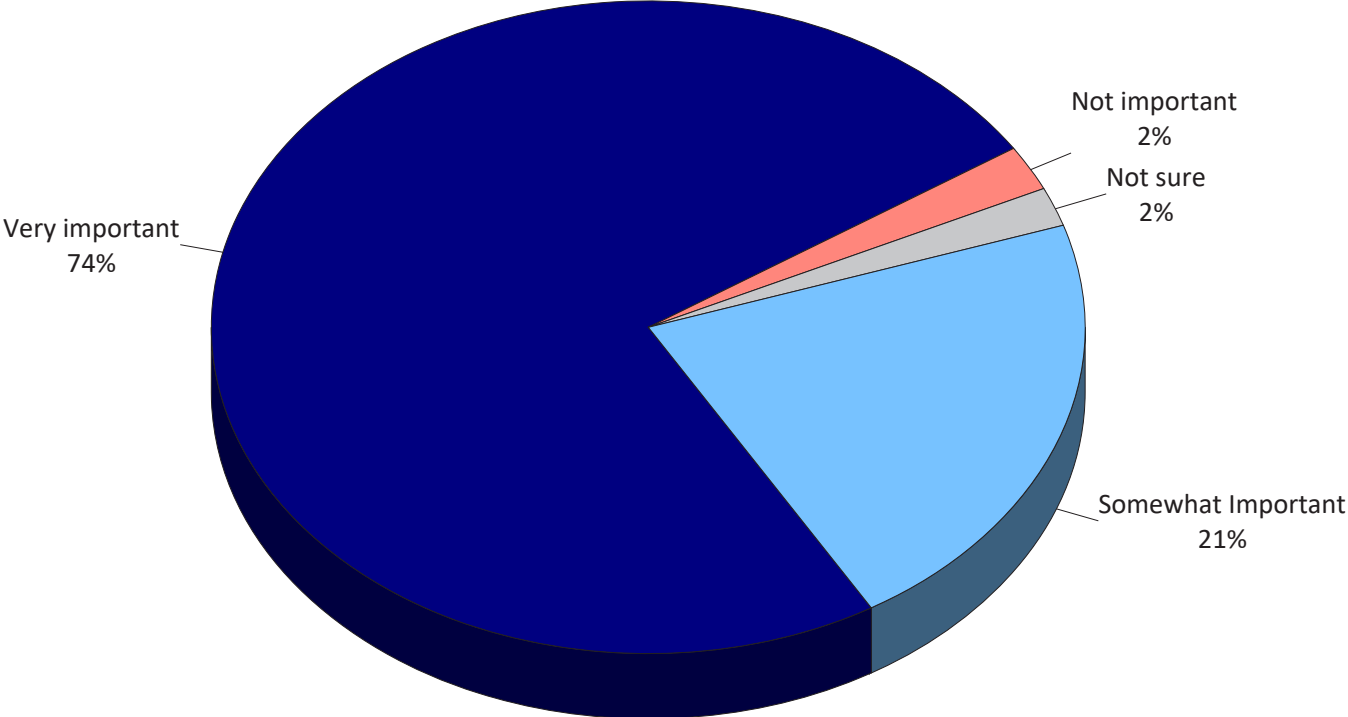
Q15. Level of Agreement With Benefits of Parks and Recreation

by percentage of respondents (excluding "don't know")



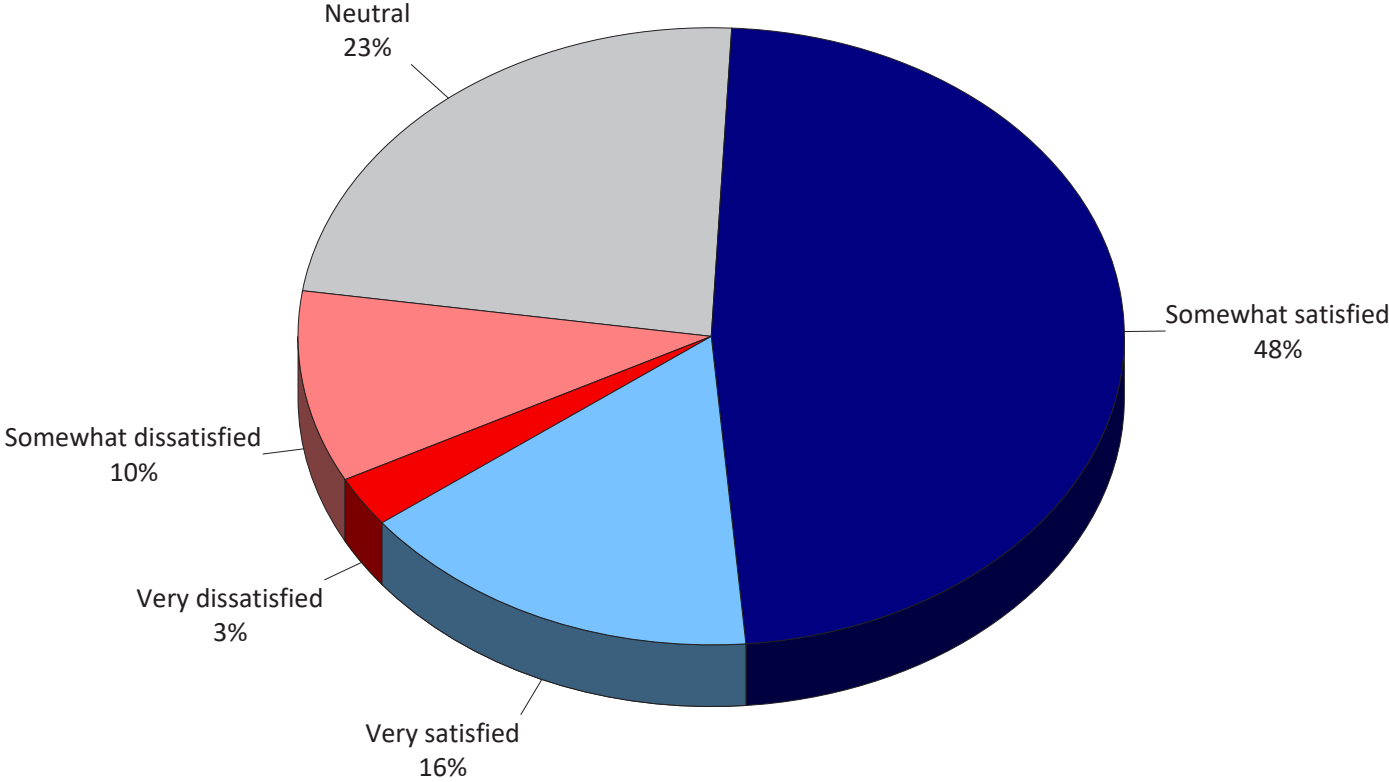
Q16. How important do you feel it is for the City of Kirksville to provide high quality parks and recreation programs and facilities?

by percentage of respondents



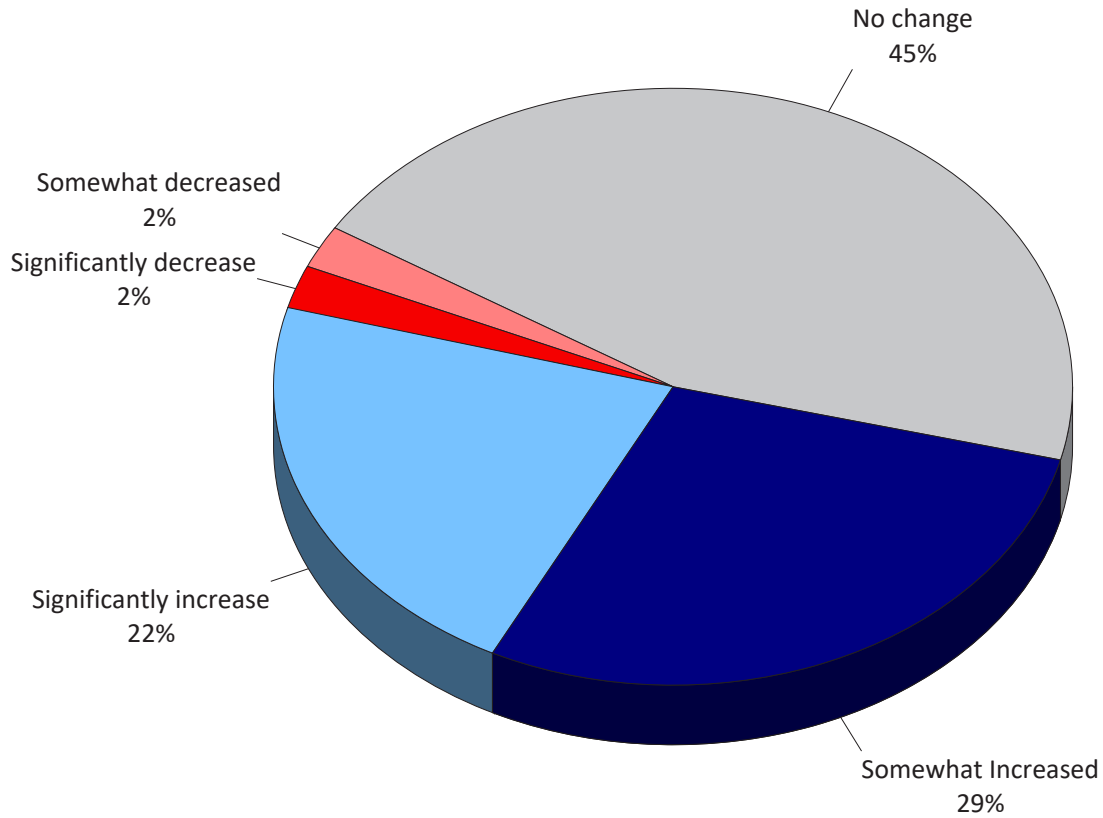
Q17. Level of Satisfaction with Overall Value from Parks and Recreation

by percentage of respondents (excluding "don't know")



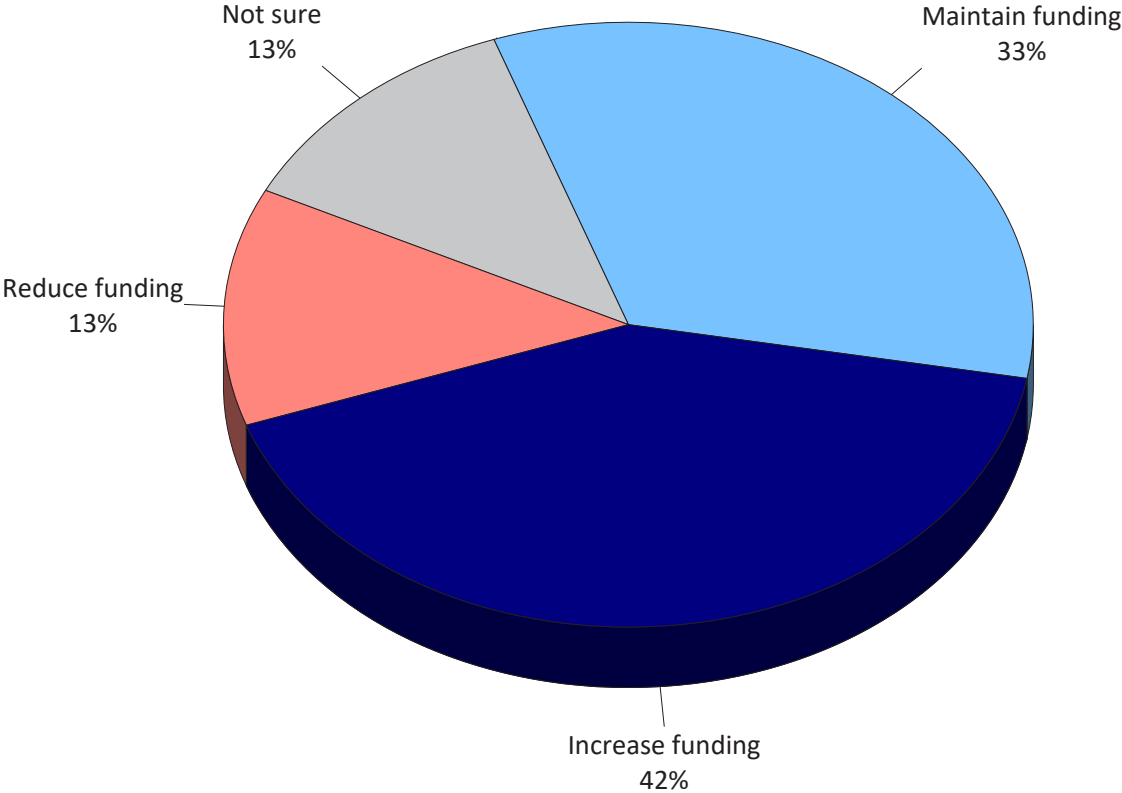
Q18. Given the recent COVID-19 Pandemic, how has you and your household's perception of the value of parks, trails, open spaces, and recreation changed?

by percentage of respondents (excluding "not provided")



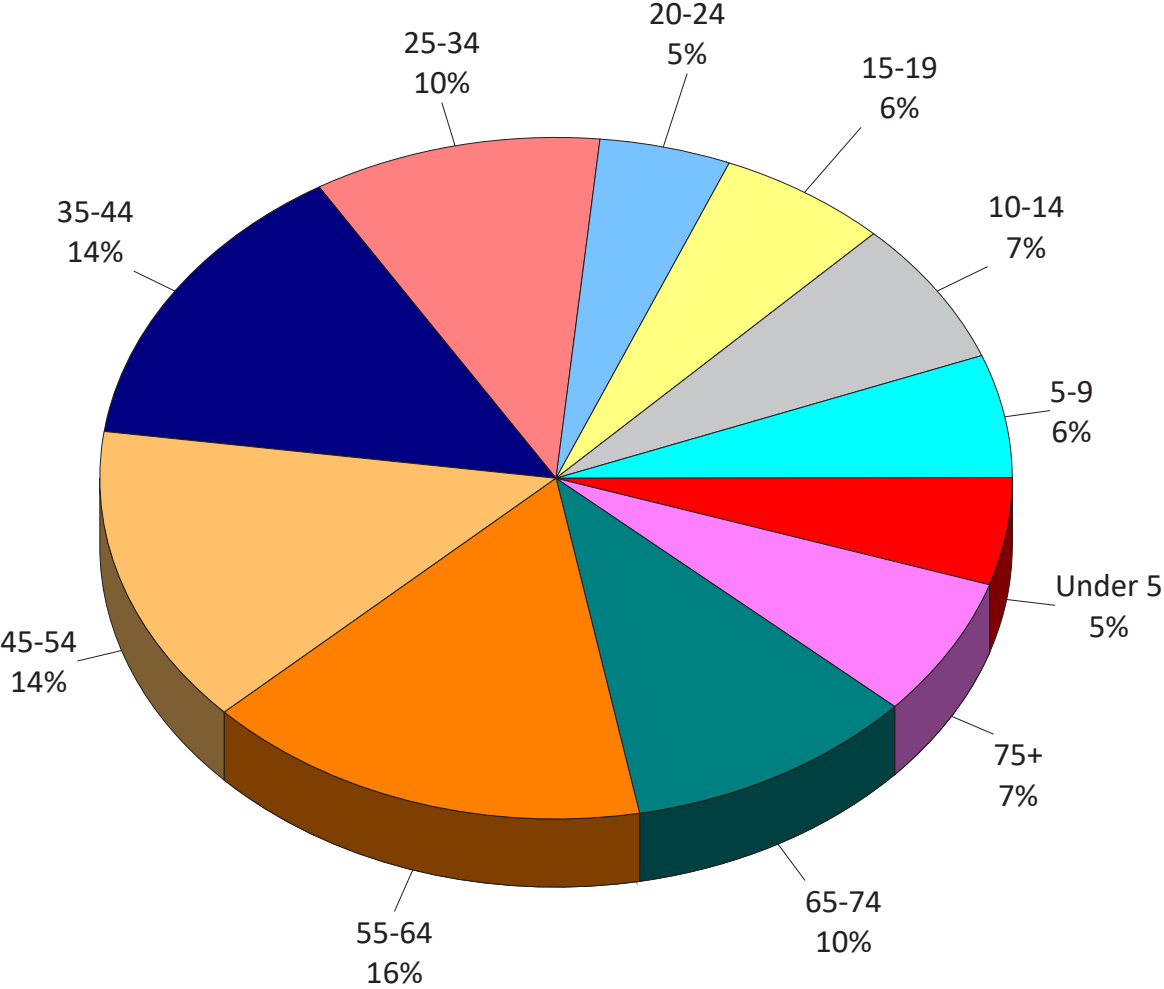
Q19. Based on your perception of value in Question 18, how would you want the City of Kirksville to fund future parks, recreation, trails and open space needs?

by percentage of respondents (excluding "not provided")



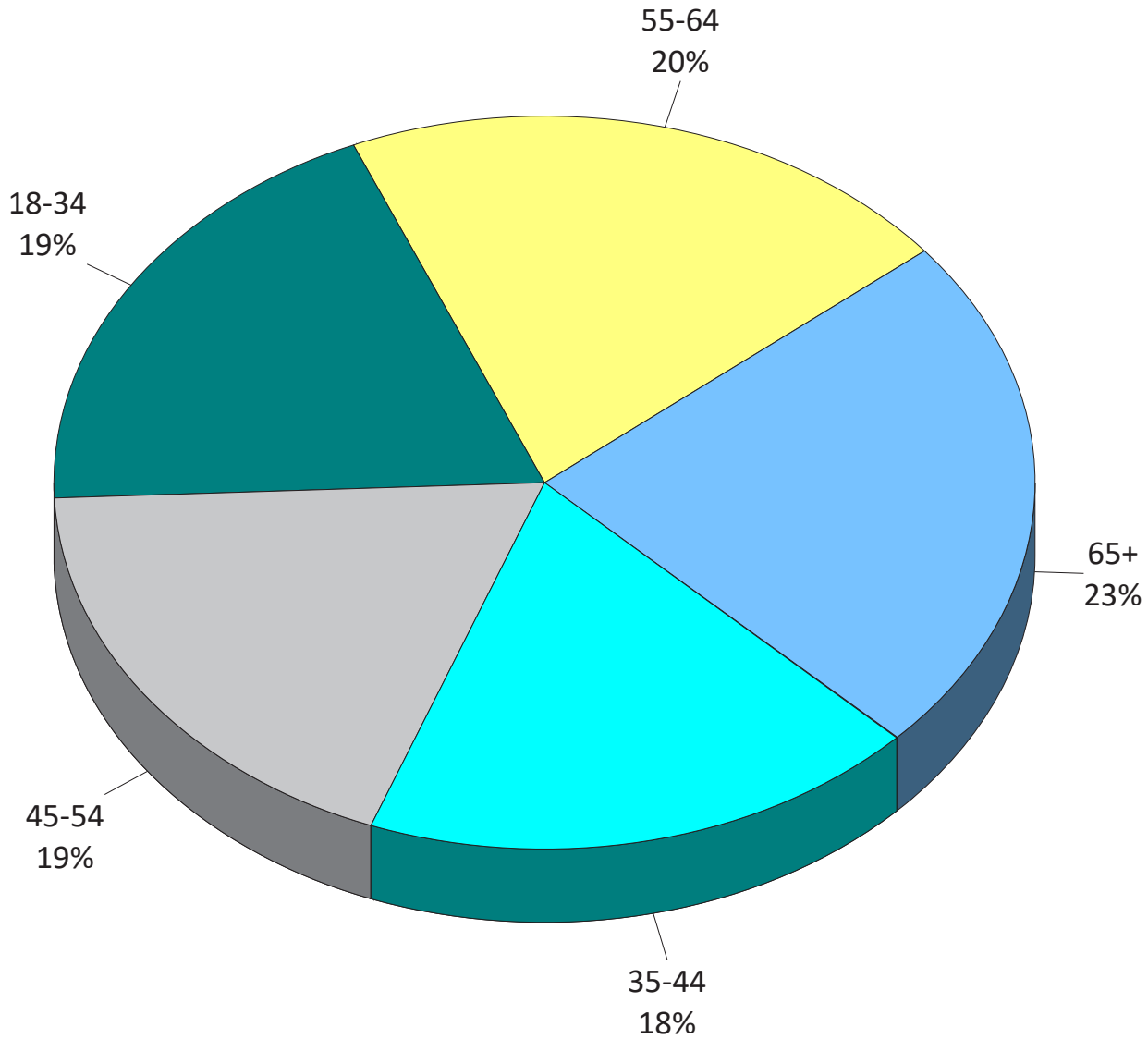
Q20. Counting yourself, how many people in your household are in the following age groups?

by percentage of persons in household



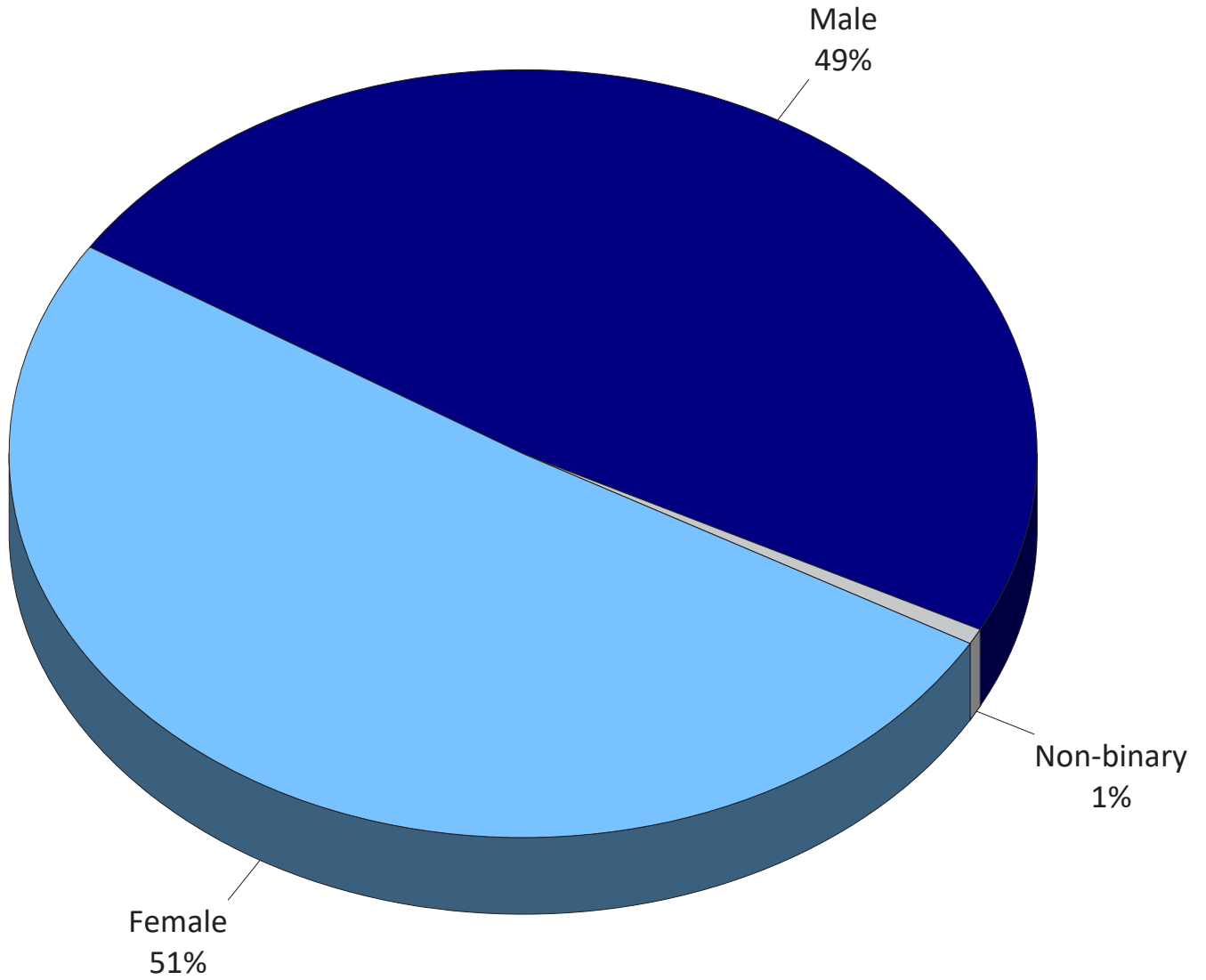
Q21. Respondent Age

by percentage of respondents (excluding "not provided")



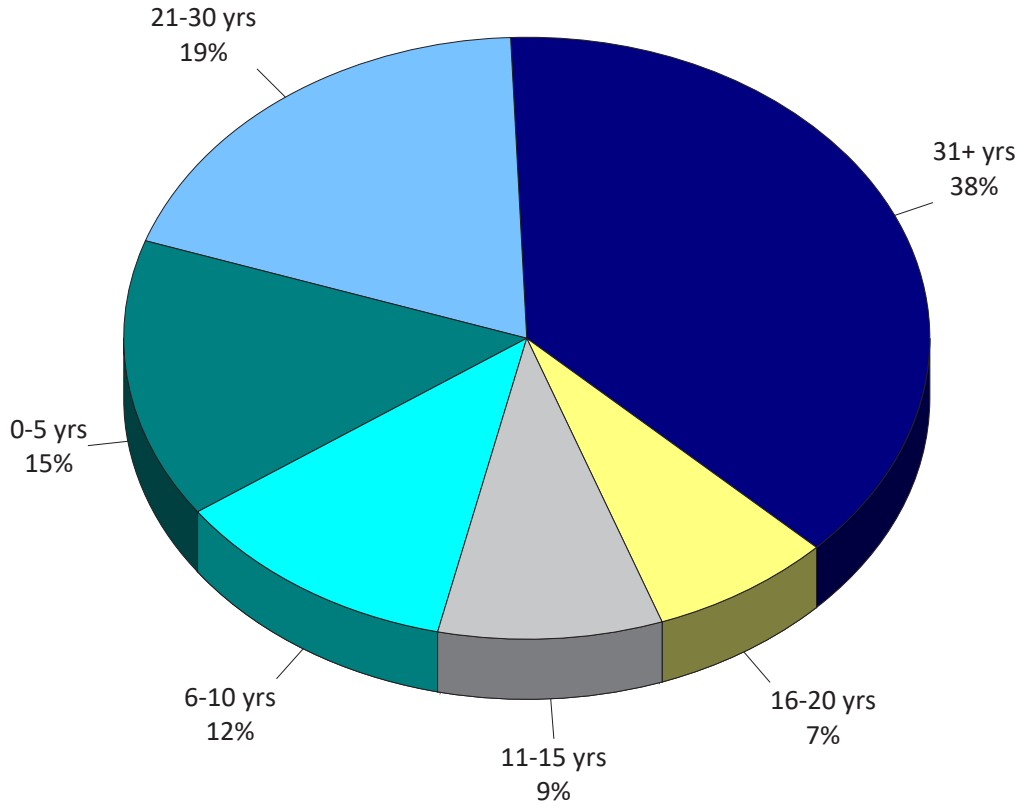
Q22. Respondent Gender

by percentage of respondents (excluding "not provided")



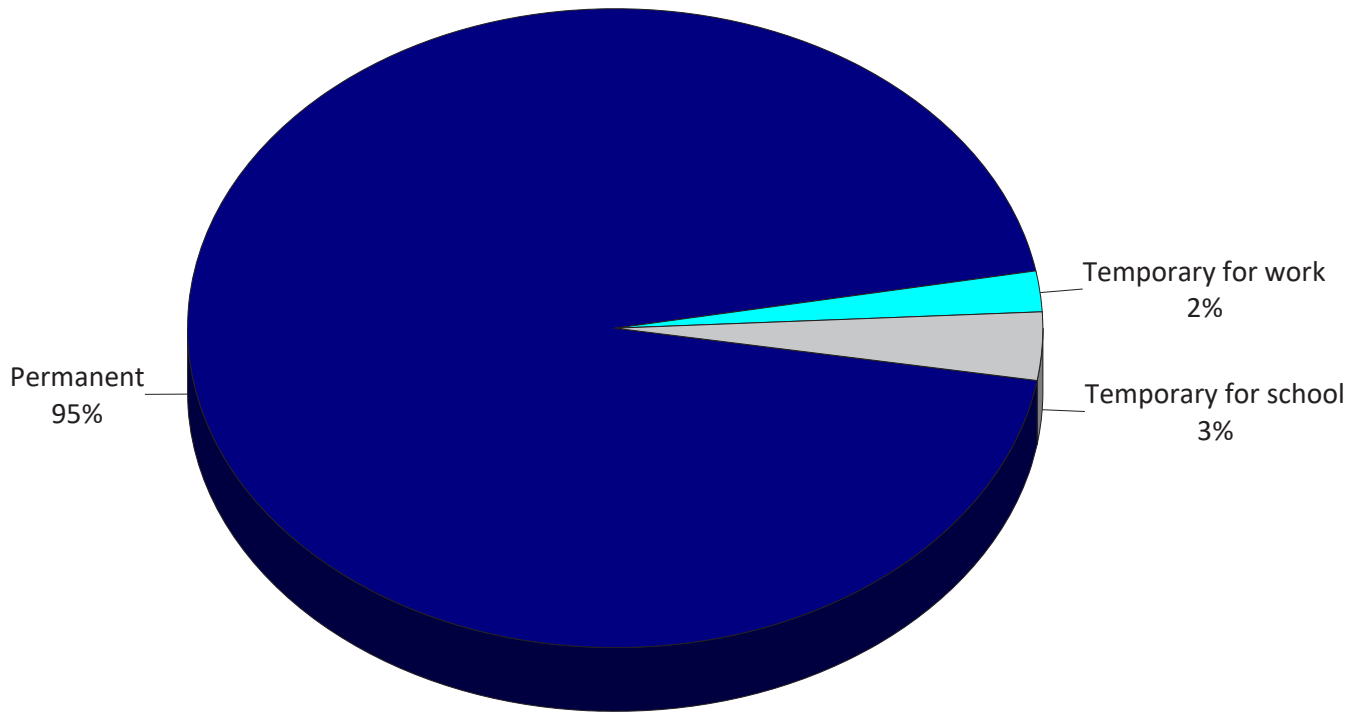
Q23. How Many Years Respondent Has Lived in Kirksville

by percentage of respondents (excluding "not provided")



Q24. Describe Residency in Kirksville

by percentage of respondents (excluding "not provided")



3

Priority Investment Rating

Priority Investment Rating

Kirksville, Missouri

The **Priority Investment Rating (PIR)** was developed by ETC Institute to provide governments with an objective tool for evaluating the priority that should be placed on parks and recreation investments. The Priority Investment Rating was developed by ETC Institute to identify the facilities and programs residents think should receive the highest priority for investment. The priority investment rating reflects the importance residents place on items (sum of top 4 choices) and the unmet needs (needs that are not met or only partly met) for each facility/program relative to the facility/program that rated the highest overall. Since decisions related to future investments should consider both the level of unmet need and the importance of facilities and programs, the PIR weights each of these components equally.

The PIR reflects the sum of the Unmet Needs Rating and the Importance Rating as shown in the equation below:

$$\text{PIR} = \text{UNR} + \text{IR}$$

For example, the Unmet Needs Rating for senior programs is 68.2 (out of 100) and the Importance Rating for senior programs is 80.1 (out of 100), the Priority Investment Rating for art programs is 148.3 (out of 200).

How to Analyze the Charts:

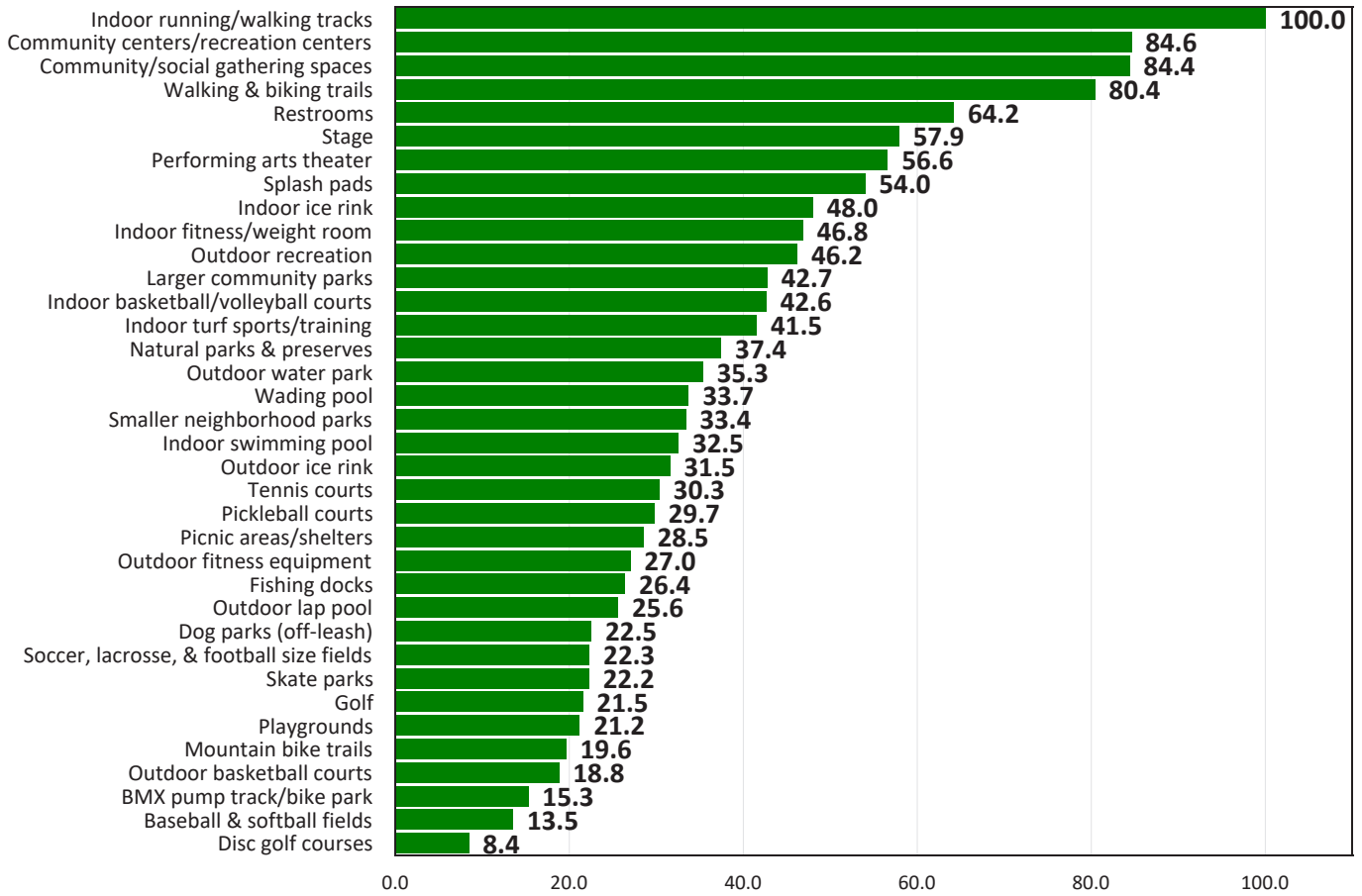
- **High Priority Areas** are those with a PIR of at least 100. A rating of 100 or above generally indicates there is a relatively high level of unmet need and residents generally think it is important to fund improvements in these areas. Improvements in this area are likely to have a positive impact on the greatest number of households.
- **Medium Priority Areas** are those with a PIR of 50-99. A rating in this range generally indicates there is a medium to high level of unmet need or a significant percentage of residents generally think it is important to fund improvements in these areas.
- **Low Priority Areas** are those with a PIR below 50. A rating in this range generally indicates there is a relatively low level of unmet need and residents do not think it is important to fund improvements in these areas. Improvements may be warranted if the needs of very specialized populations are being targeted.

The following pages show the Unmet Needs Rating, Importance Rating, and Priority Investment Rating for facilities and programs.

Unmet Needs Rating for Recreation Amenities

the rating for the item with the most unmet need=100

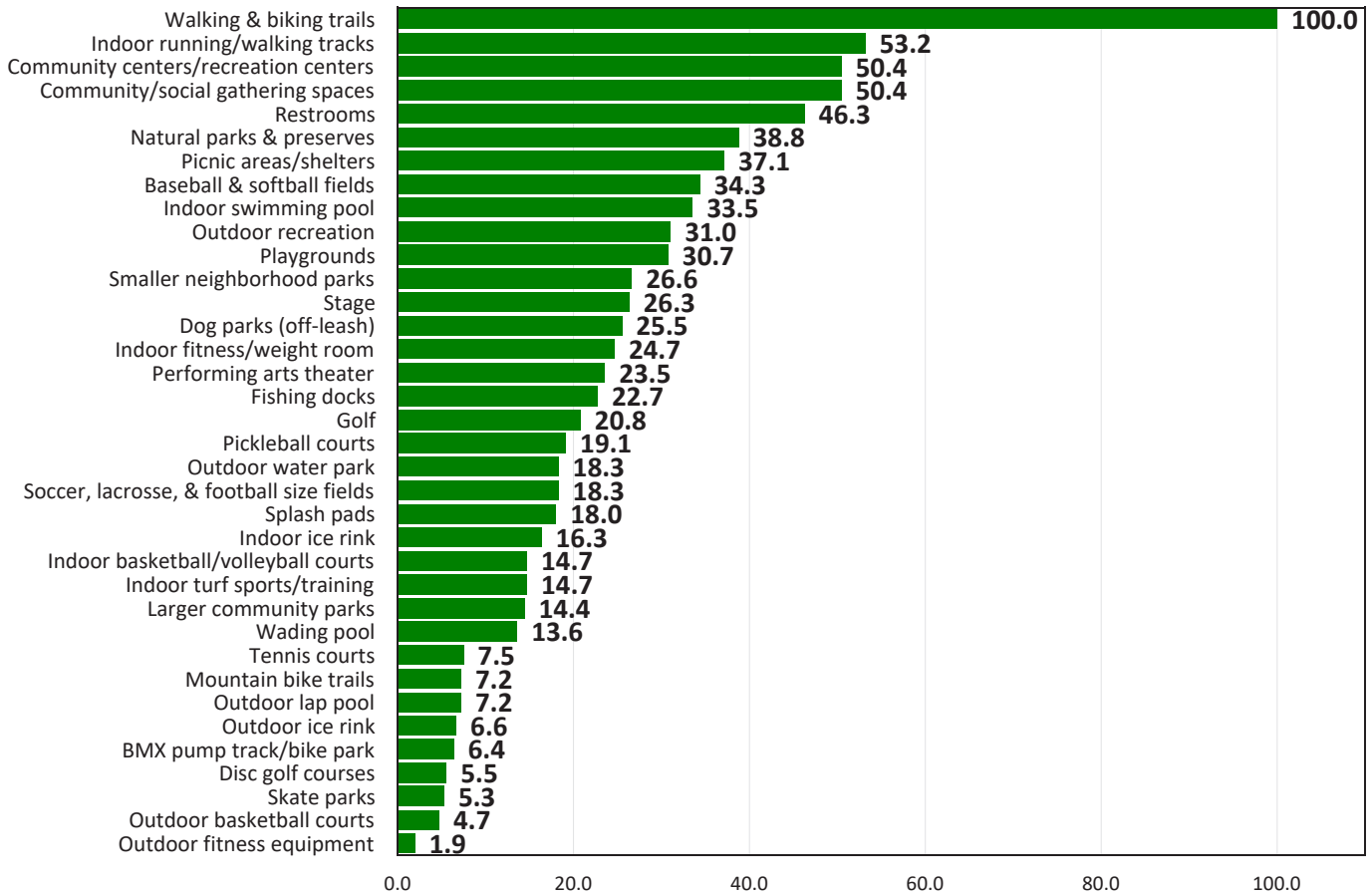
the rating of all other items reflects the relative amount of unmet need for each item compared to the item with the most unmet need



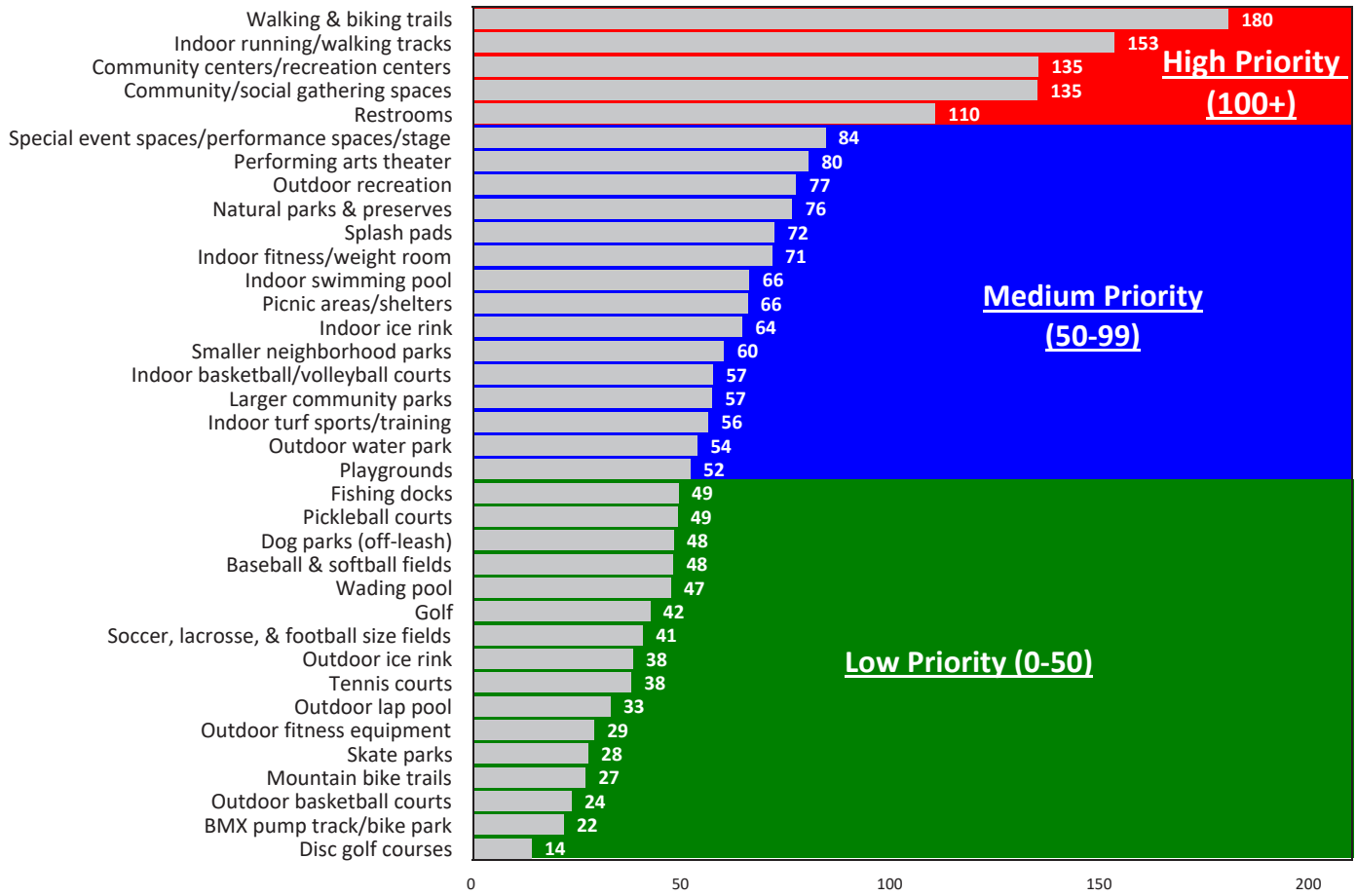
Importance Rating for Recreation Amenities

the rating for the item rated as the most important=100

the rating of all other items reflects the relative level of importance for each item compared to the item rated as the most important



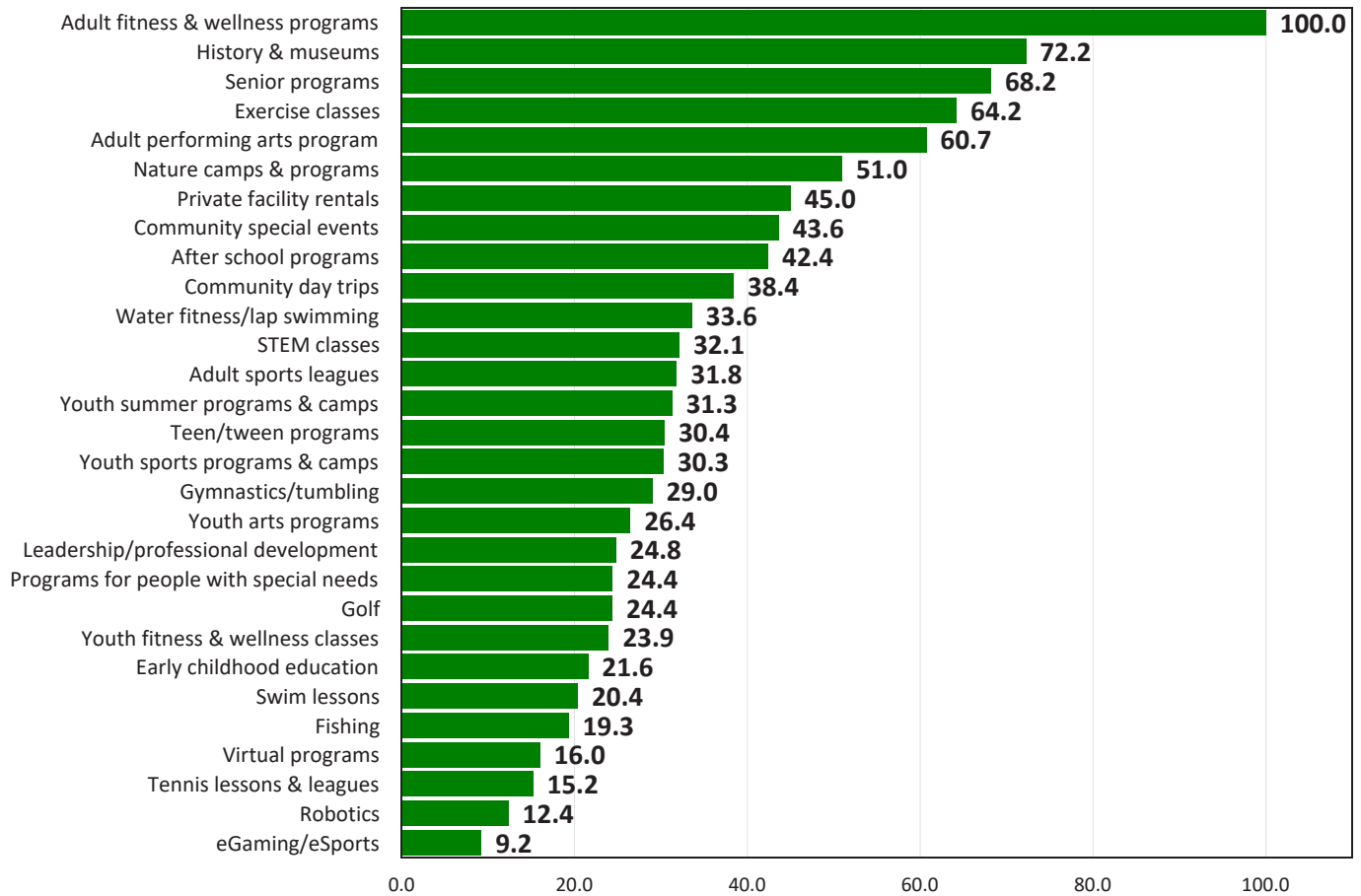
Top Priorities for Investment for Recreation Amenities Based on the Priority Investment Rating



Unmet Needs Rating for Recreation Programs

the rating for the item with the most unmet need=100

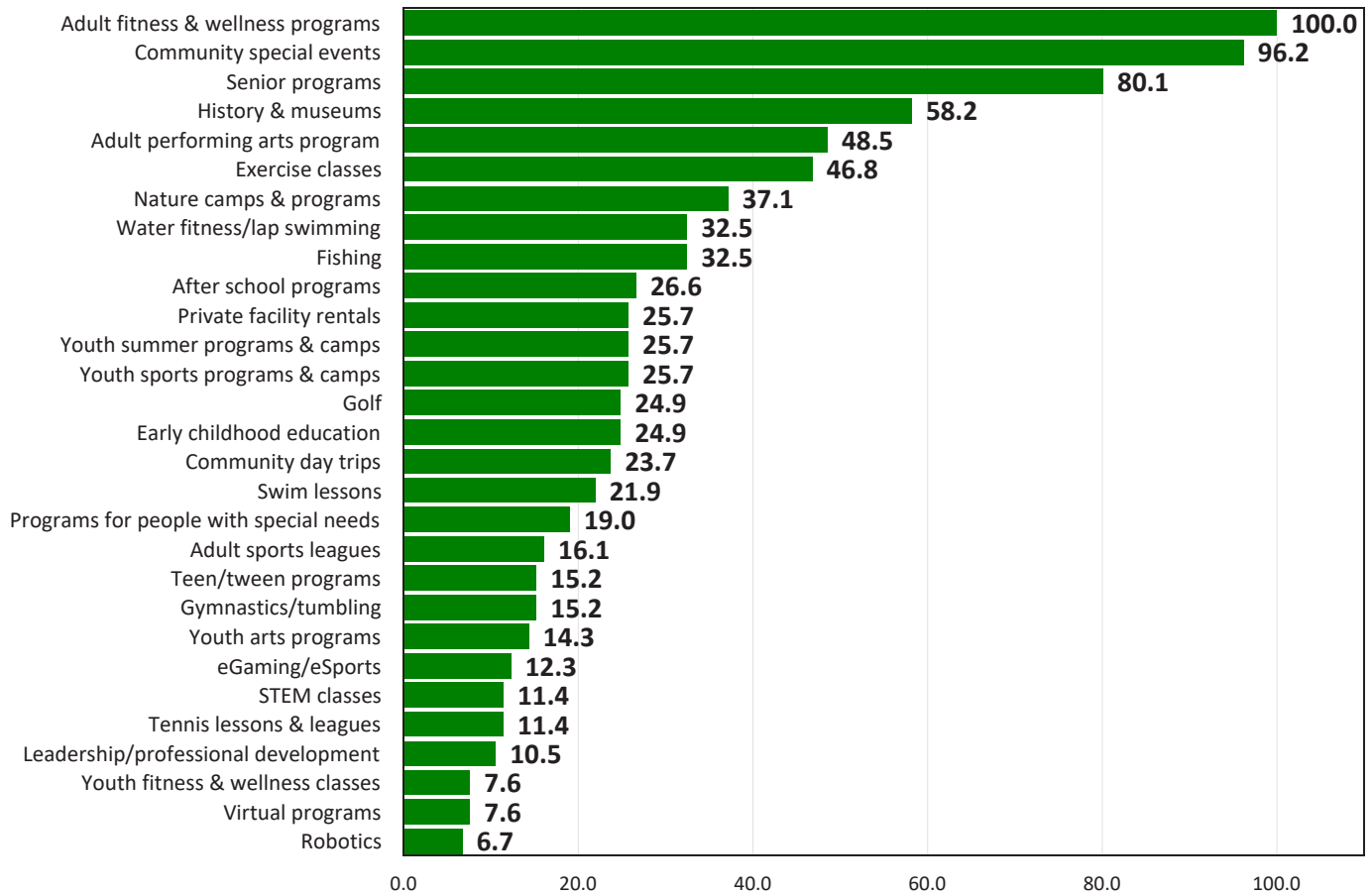
the rating of all other items reflects the relative amount of unmet need for each item compared to the item with the most unmet need



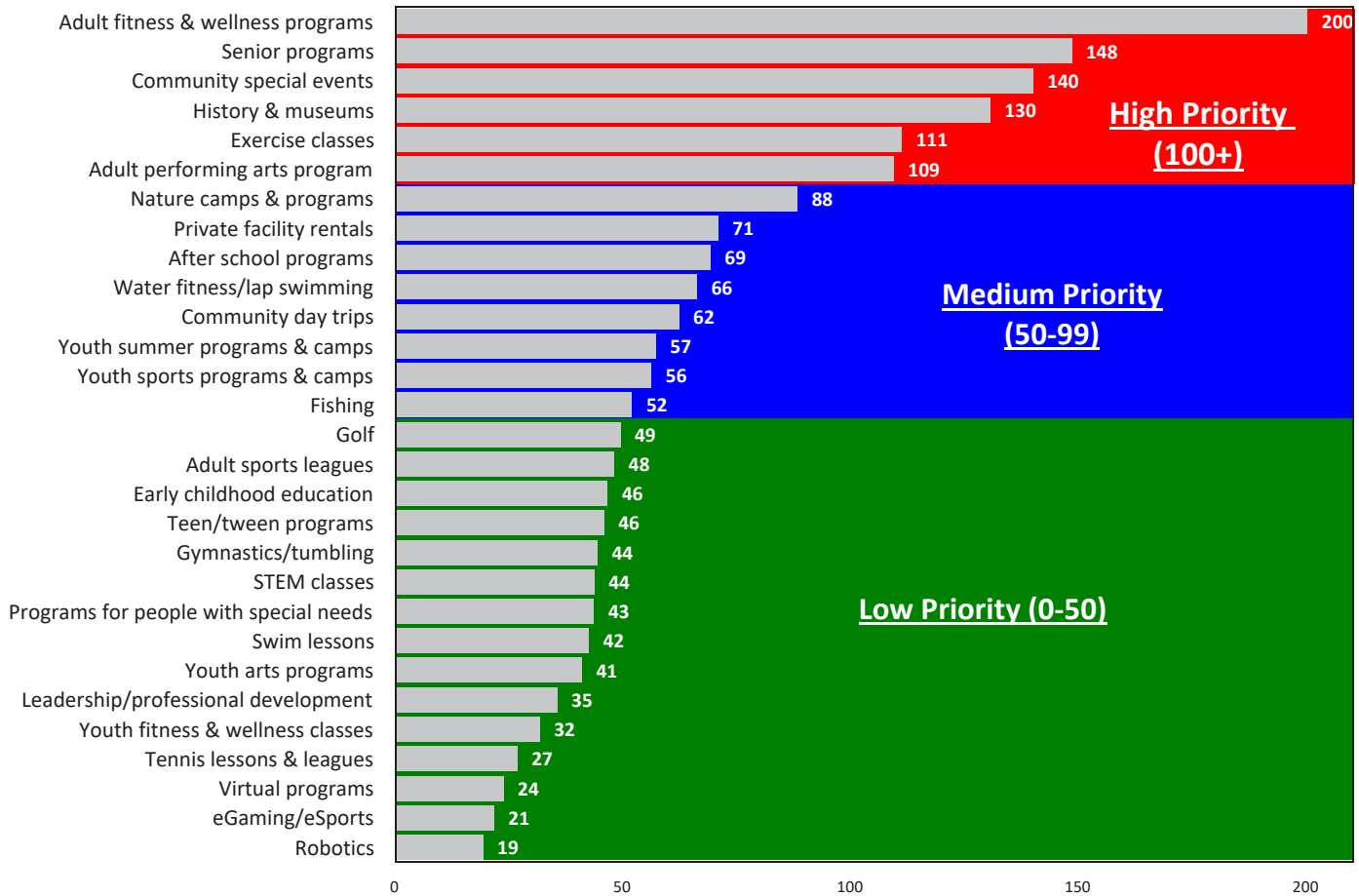
Importance Rating for Recreation Programs

the rating for the item rated as the most important=100

the rating of all other items reflects the relative level of importance for each item compared to the item rated as the most important



Top Priorities for Investment for Recreation Programs Based on the Priority Investment Rating



4

Tabular Data

Q1. Please indicate if you or any members of your household use the following types of parks and facilities provided by the City of Kirksville.

(N=307)

	Yes	No
Q1-1. Brashear Park	65.1%	34.9%
Q1-2. Forest Lake	63.8%	36.2%
Q1-3. Hazel Creek Lake	29.0%	71.0%
Q1-4. Jaycee Park	36.8%	63.2%
Q1-5. Kirksville Aquatic Center	54.7%	45.3%
Q1-6. McKinney Bark Park	14.0%	86.0%
Q1-7. Memorial Park	33.2%	66.8%
Q1-8. North Park Complex	37.8%	62.2%
Q1-9. Patryla Park	20.5%	79.5%
Q1-10. PC Mills Park	17.3%	82.7%
Q1-11. Rotary Park	57.3%	42.7%
Q1-12. Spur Pond	27.4%	72.6%

Q1. If you do use the park/facility, please rate your overall satisfaction using a scale of 1 to 4, where 4 means "Very Satisfied" and 1 means "Very Dissatisfied."

(N=278)

	Very satisfied	Satisfied	Dissatisfied	Very dissatisfied	N/A
Q1-1. Brashear Park	29.0%	66.0%	3.5%	0.0%	1.5%
Q1-2. Forest Lake	40.3%	55.1%	4.1%	0.0%	0.5%
Q1-3. Hazel Creek Lake	31.5%	52.8%	11.2%	1.1%	3.4%
Q1-4. Jaycee Park	17.7%	61.1%	16.8%	0.0%	4.4%
Q1-5. Kirksville Aquatic Center	44.6%	42.9%	7.1%	1.8%	3.6%
Q1-6. McKinney Bark Park	14.0%	60.5%	14.0%	4.7%	7.0%
Q1-7. Memorial Park	27.5%	55.9%	6.9%	5.9%	3.9%
Q1-8. North Park Complex	31.9%	53.4%	12.1%	1.7%	0.9%
Q1-9. Patryla Park	9.5%	65.1%	17.5%	1.6%	6.3%
Q1-10. PC Mills Park	13.2%	62.3%	9.4%	5.7%	9.4%
Q1-11. Rotary Park	41.5%	50.0%	1.7%	1.1%	5.7%
Q1-12. Spur Pond	28.6%	61.9%	4.8%	0.0%	4.8%

(WITHOUT "N/A")

Q1. If you do use the park/facility, please rate your overall satisfaction using a scale of 1 to 4, where 4 means "Very Satisfied" and 1 means "Very Dissatisfied." (without "N/A")

(N=278)

	Very satisfied	Satisfied	Dissatisfied	Very dissatisfied
Q1-1. Brashear Park	29.4%	67.0%	3.6%	0.0%
Q1-2. Forest Lake	40.5%	55.4%	4.1%	0.0%
Q1-3. Hazel Creek Lake	32.6%	54.7%	11.6%	1.2%
Q1-4. Jaycee Park	18.5%	63.9%	17.6%	0.0%
Q1-5. Kirksville Aquatic Center	46.3%	44.4%	7.4%	1.9%
Q1-6. McKinney Bark Park	15.0%	65.0%	15.0%	5.0%
Q1-7. Memorial Park	28.6%	58.2%	7.1%	6.1%
Q1-8. North Park Complex	32.2%	53.9%	12.2%	1.7%
Q1-9. Patryla Park	10.2%	69.5%	18.6%	1.7%
Q1-10. PC Mills Park	14.6%	68.8%	10.4%	6.3%
Q1-11. Rotary Park	44.0%	53.0%	1.8%	1.2%
Q1-12. Spur Pond	30.0%	65.0%	5.0%	0.0%

Q2. Which THREE of these parks/facilities listed in Question 1 should the City of Kirksville prioritize over the next TWO years?

Q2. Top choice	Number	Percent
Brashear Park	28	9.1 %
Forest Lake	49	16.0 %
Hazel Creek Lake	18	5.9 %
Jaycee Park	16	5.2 %
Kirksville Aquatic Center	25	8.1 %
McKinney Bark Park	8	2.6 %
Memorial Park	16	5.2 %
North Park Complex	45	14.7 %
Patryla Park	12	3.9 %
PC Mills Park	7	2.3 %
Rotary Park	26	8.5 %
Spur Pond	6	2.0 %
None chosen	51	16.6 %
Total	307	100.0 %

Q2. Which THREE of these parks/facilities listed in Question 1 should the City of Kirksville prioritize over the next TWO years?

Q2. 2nd choice	Number	Percent
Brashear Park	41	13.4 %
Forest Lake	34	11.1 %
Hazel Creek Lake	21	6.8 %
Jaycee Park	15	4.9 %
Kirksville Aquatic Center	26	8.5 %
McKinney Bark Park	17	5.5 %
Memorial Park	14	4.6 %
North Park Complex	18	5.9 %
Patryla Park	12	3.9 %
PC Mills Park	7	2.3 %
Rotary Park	27	8.8 %
Spur Pond	12	3.9 %
None chosen	63	20.5 %
Total	307	100.0 %

Q2. Which THREE of these parks/facilities listed in Question 1 should the City of Kirksville prioritize over the next TWO years?

Q2. 3rd choice	Number	Percent
Brashear Park	34	11.1 %
Forest Lake	18	5.9 %
Hazel Creek Lake	10	3.3 %
Jaycee Park	24	7.8 %
Kirksville Aquatic Center	23	7.5 %
McKinney Bark Park	9	2.9 %
Memorial Park	26	8.5 %
North Park Complex	17	5.5 %
Patryla Park	10	3.3 %
PC Mills Park	15	4.9 %
Rotary Park	29	9.4 %
Spur Pond	21	6.8 %
None chosen	71	23.1 %
Total	307	100.0 %

(SUM OF TOP 3)

Q2. Which THREE of these parks/facilities listed in Question 1 should the City of Kirksville prioritize over the next TWO years? (top 3)

Q2. Top choice	Number	Percent
Brashear Park	103	33.6 %
Forest Lake	101	32.9 %
Hazel Creek Lake	49	16.0 %
Jaycee Park	55	17.9 %
Kirksville Aquatic Center	74	24.1 %
McKinney Bark Park	34	11.1 %
Memorial Park	56	18.2 %
North Park Complex	80	26.1 %
Patryla Park	34	11.1 %
PC Mills Park	29	9.4 %
Rotary Park	82	26.7 %
Spur Pond	39	12.7 %
None chosen	51	16.6 %
Total	787	

Q3. Do you live within a 10-minute walk from a park?

Q3. Do you live within a 10-minute walk from a park	Number	Percent
Yes	166	54.1 %
No	135	44.0 %
Not provided	6	2.0 %
Total	307	100.0 %

(WITHOUT "NOT PROVIDED")

Q3. Do you live within a 10-minute walk from a park? (without "not provided")

Q3. Do you live within a 10-minute walk from a park	Number	Percent
Yes	166	55.1 %
No	135	44.9 %
Total	301	100.0 %

Q3a. Approximately how long would it take for you to walk to the nearest park?

Q3a. How long would it take for you to walk to nearest park	Number	Percent
11-15 minutes	20	14.8 %
16-20 minutes	41	30.4 %
21-25 minutes	24	17.8 %
30+ minutes	46	34.1 %
Not provided	4	3.0 %
Total	135	100.0 %

(WITHOUT "NOT PROVIDED")

Q3a. Approximately how long would it take for you to walk to the nearest park? (without "not provided")

Q3a. How long would it take for you to walk to nearest park	Number	Percent
11-15 minutes	20	15.3 %
16-20 minutes	41	31.3 %
21-25 minutes	24	18.3 %
30+ minutes	46	35.1 %
Total	131	100.0 %

Q4. Do you have a pedestrian route (trails, sidewalks) to safely access the closest park to your household?

Q4. Do you have a pedestrian route to safely access closest park to your household	Number	Percent
Yes	111	36.2 %
Yes, but needs improvement	50	16.3 %
No	138	45.0 %
Not provided	8	2.6 %
Total	307	100.0 %

(WITHOUT "NOT PROVIDED")

Q4. Do you have a pedestrian route (trails, sidewalks) to safely access the closest park to your household? (without "not provided")

Q4. Do you have a pedestrian route to safely access closest park to your household	Number	Percent
Yes	111	37.1 %
Yes, but needs improvement	50	16.7 %
No	138	46.2 %
Total	299	100.0 %

Q5. Have you or other members of your household participated in any recreation programs (sports, classes, special events, etc.) offered by the City of Kirksville during the past two years?

Q5. Have you participated in any recreation programs during past two years	Number	Percent
Yes	121	39.4 %
No	186	60.6 %
Total	307	100.0 %

Q5a. Approximately how many different recreation programs offered by the City of Kirksville have you or members of your household participated in over the past two years?

Q5a. How many different recreation programs have you participated in	Number	Percent
1 to 3 programs	83	68.6 %
4 to 6 programs	24	19.8 %
7 to 9 programs	5	4.1 %
10+ programs	6	5.0 %
Not provided	3	2.5 %
Total	121	100.0 %

(WITHOUT "NOT PROVIDED")

Q5a. Approximately how many different recreation programs offered by the City of Kirksville have you or members of your household participated in over the past two years? (without "not provided")

Q5a. How many different recreation programs have you participated in	Number	Percent
1 to 3 programs	83	70.3 %
4 to 6 programs	24	20.3 %
7 to 9 programs	5	4.2 %
10+ programs	6	5.1 %
Total	118	100.0 %

Q5b. Overall, how would you rate the quality of programs in which you and members of your household have participated?

<u>Q5b. How would you rate quality of programs</u>	<u>Number</u>	<u>Percent</u>
Excellent	34	28.1 %
Good	60	49.6 %
Fair	19	15.7 %
Poor	2	1.7 %
Not provided	6	5.0 %
Total	121	100.0 %

(WITHOUT "NOT PROVIDED")

Q5b. Overall, how would you rate the quality of programs in which you and members of your household have participated? (without "not provided")

<u>Q5b. How would you rate quality of programs</u>	<u>Number</u>	<u>Percent</u>
Excellent	34	29.6 %
Good	60	52.2 %
Fair	19	16.5 %
Poor	2	1.7 %
Total	115	100.0 %

Q5c. Using a scale of 1 to 4, where 4 means "Very Satisfied" and 1 means "Very Dissatisfied," please rate your satisfaction with the following recreation program services provided by the City of Kirksville.

(N=121)

	Very satisfied	Satisfied	Dissatisfied	Very dissatisfied	N/A
Q5c-1. Times programs are offered	16.5%	60.3%	9.1%	1.7%	12.4%
Q5c-2. Location of programs	24.8%	56.2%	5.8%	0.0%	13.2%
Q5c-3. Quality of instructors	25.6%	47.9%	6.6%	0.8%	19.0%
Q5c-4. Fees charged for value received	21.5%	52.1%	9.1%	2.5%	14.9%
Q5c-5. Quality of facility where program is offered	26.4%	51.2%	6.6%	1.7%	14.0%
Q5c-6. Availability of information about programs & services on website	20.7%	41.3%	14.0%	5.0%	19.0%
Q5c-7. Availability of information about programs & services on social media (Facebook, Instagram, etc.)	21.5%	36.4%	17.4%	5.0%	19.8%
Q5c-8. Ease of use of website	12.4%	43.0%	17.4%	3.3%	24.0%
Q5c-9. Ease of online registration process	14.0%	41.3%	9.9%	4.1%	30.6%
Q5c-10. Quality of customer service for registration	23.1%	35.5%	9.1%	1.7%	30.6%

(WITHOUT "N/A")

Q5c. Using a scale of 1 to 4, where 4 means "Very Satisfied" and 1 means "Very Dissatisfied," please rate your satisfaction with the following recreation program services provided by the City of Kirksville. (without "N/A")

(N=121)

	Very satisfied	Satisfied	Dissatisfied	Very dissatisfied
Q5c-1. Times programs are offered	18.9%	68.9%	10.4%	1.9%
Q5c-2. Location of programs	28.6%	64.8%	6.7%	0.0%
Q5c-3. Quality of instructors	31.6%	59.2%	8.2%	1.0%
Q5c-4. Fees charged for value received	25.2%	61.2%	10.7%	2.9%
Q5c-5. Quality of facility where program is offered	30.8%	59.6%	7.7%	1.9%
Q5c-6. Availability of information about programs & services on website	25.5%	51.0%	17.3%	6.1%
Q5c-7. Availability of information about programs & services on social media (Facebook, Instagram, etc.)	26.8%	45.4%	21.6%	6.2%
Q5c-8. Ease of use of website	16.3%	56.5%	22.8%	4.3%
Q5c-9. Ease of online registration process	20.2%	59.5%	14.3%	6.0%
Q5c-10. Quality of customer service for registration	33.3%	51.2%	13.1%	2.4%

Q6. Please CHECK ALL the reasons that prevent you or other members of your household from using parks, trails, recreation facilities, or programs in the City of Kirksville more often.

Q6. All the reasons that prevent your household from using parks, trails, recreation facilities, or programs

	Number	Percent
I do not know locations of parks/facilities	33	10.7 %
Facilities are not well maintained	34	11.1 %
Desired program or facility not offered	44	14.3 %
Security is insufficient/loitering	41	13.4 %
Lack of sidewalk or trails access	99	32.2 %
Parks/facilities too far from residence	56	18.2 %
Parks/facilities are too crowded	18	5.9 %
Lack of accessibility	16	5.2 %
I have physical health limitations	57	18.6 %
Poor customer service by staff	10	3.3 %
Lack of bike lane access	43	14.0 %
Parks are not well maintained	33	10.7 %
I do not know what is being offered	109	35.5 %
Use private or other community facilities	33	10.7 %
Lack of parking	32	10.4 %
Park operating hours not convenient	13	4.2 %
Lack of transportation	17	5.5 %
Other	20	6.5 %
Total	708	

Q6-18. Other

Q6-18. Other	Number	Percent
Time	2	10.0 %
No young children	1	5.0 %
No internet in what is offered	1	5.0 %
Busy	1	5.0 %
LOOSE ANIMALS	1	5.0 %
ADA access	1	5.0 %
Restrooms	1	5.0 %
Medication prevents me from long exposure to sun	1	5.0 %
RARELY HAVE A NEED	1	5.0 %
Poor lighting	1	5.0 %
I don't use the computer, need to publicize it	1	5.0 %
Kids are getting older, they are too busy	1	5.0 %
No ramp lights at Hazel Creek	1	5.0 %
Covid lock down	1	5.0 %
Too busy with work	1	5.0 %
Don't feel safe in some of the parks	1	5.0 %
Cost for programs	1	5.0 %
Do not have time	1	5.0 %
Covid	1	5.0 %
Total	20	100.0 %

Q7. Please CHECK ALL of the following organizations you or members of your household use for recreation programs and facilities.

Q7. All the organizations your household uses for recreation programs & facilities

	Number	Percent
City of Kirksville	165	53.7 %
Neighboring cities	44	14.3 %
Missouri Department of Conservation	133	43.3 %
Private sports clubs	45	14.7 %
Private fitness centers	52	16.9 %
Kirksville Country Club	41	13.4 %
Leisure World	60	19.5 %
Kirksville Arts Association	84	27.4 %
Thousand Hills State Park	237	77.2 %
Local schools/colleges/universities	127	41.4 %
YMCA	104	33.9 %
Churches or other religious organizations	114	37.1 %
Non-profit organizations	42	13.7 %
Other	14	4.6 %
None of these	15	4.9 %
Total	1277	

(WITHOUT "NONE OF THESE")

Q7. Please CHECK ALL of the following organizations you or members of your household use for recreation programs and facilities. (without "none of these")

Q7. All the organizations your household uses for recreation programs & facilities

	Number	Percent
City of Kirksville	165	56.5 %
Neighboring cities	44	15.1 %
Missouri Department of Conservation	133	45.5 %
Private sports clubs	45	15.4 %
Private fitness centers	52	17.8 %
Kirksville Country Club	41	14.0 %
Leisure World	60	20.5 %
Kirksville Arts Association	84	28.8 %
Thousand Hills State Park	237	81.2 %
Local schools/colleges/universities	127	43.5 %
YMCA	104	35.6 %
Churches or other religious organizations	114	39.0 %
Non-profit organizations	42	14.4 %
Other	14	4.8 %
Total	1262	

Q7-14. Other

<u>Q7-14. Other</u>	<u>Number</u>	<u>Percent</u>
Library	2	14.3 %
Kirksville Community Horse Center	1	7.1 %
Des Moines Civic Center for plays and concerts	1	7.1 %
Sojourners/PEO	1	7.1 %
MU extension	1	7.1 %
Extension center	1	7.1 %
Food pantry	1	7.1 %
Onsite park at apartment complex	1	7.1 %
Pat	1	7.1 %
Park next to YMCA playground	1	7.1 %
Walking trail to school	1	7.1 %
Dance studio	1	7.1 %
<u>Adair County Public Library</u>	<u>1</u>	<u>7.1 %</u>
Total	14	100.0 %

Q8. Please CHECK ALL the ways you currently learn about City of Kirksville recreation programs and activities.

<u>Q8. All the ways you currently learn about City recreation programs & activities</u>	<u>Number</u>	<u>Percent</u>
Parks & Recreation website	73	23.8 %
City website	66	21.5 %
City newsletter	145	47.2 %
Local news	132	43.0 %
Flyers at City facilities	33	10.7 %
Social media (Facebook, Instagram, etc.)	152	49.5 %
School flyers	25	8.1 %
Email/text blasts	63	20.5 %
Conversations with parks & recreation staff	23	7.5 %
Newspaper articles	54	17.6 %
Friends & neighbors	159	51.8 %
Digital billboard	13	4.2 %
Radio	74	24.1 %
<u>Other</u>	<u>8</u>	<u>2.6 %</u>
Total	1020	

Q8-14. Other

<u>Q8-14. Other</u>	<u>Number</u>	<u>Percent</u>
Water bill inserts	4	50.0 %
TV news	2	25.0 %
Chamber of Commerce	1	12.5 %
<u>TV</u>	<u>1</u>	<u>12.5 %</u>
Total	8	100.0 %

Q9. From the list in Question 8, which THREE methods would you MOST PREFER the City use to communicate with you about recreation programs and activities?

<u>Q9. Top choice</u>	<u>Number</u>	<u>Percent</u>
Parks & Recreation website	22	7.2 %
City website	8	2.6 %
City newsletter	49	16.0 %
Local news	35	11.4 %
Flyers at City facilities	3	1.0 %
Social media (Facebook, Instagram, etc.)	89	29.0 %
School flyers	1	0.3 %
Email/text blasts	40	13.0 %
Conversations with parks & recreation staff	2	0.7 %
Newspaper articles	6	2.0 %
Friends & neighbors	2	0.7 %
Digital billboard	2	0.7 %
Radio	10	3.3 %
Other	1	0.3 %
<u>None chosen</u>	<u>37</u>	<u>12.1 %</u>
Total	307	100.0 %

Q9. From the list in Question 8, which THREE methods would you MOST PREFER the City use to communicate with you about recreation programs and activities?

<u>Q9. 2nd choice</u>	<u>Number</u>	<u>Percent</u>
Parks & Recreation website	16	5.2 %
City website	24	7.8 %
City newsletter	37	12.1 %
Local news	35	11.4 %
Flyers at City facilities	6	2.0 %
Social media (Facebook, Instagram, etc.)	42	13.7 %
School flyers	9	2.9 %
Email/text blasts	32	10.4 %
Conversations with parks & recreation staff	2	0.7 %
Newspaper articles	16	5.2 %
Friends & neighbors	7	2.3 %
Digital billboard	8	2.6 %
Radio	25	8.1 %
Other	5	1.6 %
<u>None chosen</u>	<u>43</u>	<u>14.0 %</u>
Total	307	100.0 %

Q9. From the list in Question 8, which THREE methods would you MOST PREFER the City use to communicate with you about recreation programs and activities?

Q9. 3rd choice	Number	Percent
Parks & Recreation website	19	6.2 %
City website	24	7.8 %
City newsletter	24	7.8 %
Local news	30	9.8 %
Flyers at City facilities	5	1.6 %
Social media (Facebook, Instagram, etc.)	16	5.2 %
School flyers	11	3.6 %
Email/text blasts	25	8.1 %
Conversations with parks & recreation staff	3	1.0 %
Newspaper articles	13	4.2 %
Friends & neighbors	11	3.6 %
Digital billboard	14	4.6 %
Radio	35	11.4 %
Other	2	0.7 %
None chosen	75	24.4 %
Total	307	100.0 %

(SUM OF TOP 3)

Q9. From the list in Question 8, which THREE methods would you MOST PREFER the City use to communicate with you about recreation programs and activities? (top 3)

Q9. Top choice	Number	Percent
Parks & Recreation website	57	18.6 %
City website	56	18.2 %
City newsletter	110	35.8 %
Local news	100	32.6 %
Flyers at City facilities	14	4.6 %
Social media (Facebook, Instagram, etc.)	147	47.9 %
School flyers	21	6.8 %
Email/text blasts	97	31.6 %
Conversations with parks & recreation staff	7	2.3 %
Newspaper articles	35	11.4 %
Friends & neighbors	20	6.5 %
Digital billboard	24	7.8 %
Radio	70	22.8 %
Other	8	2.6 %
None chosen	37	12.1 %
Total	803	

Q10. Please indicate if you or any member of your household has a need for the parks and recreation facilities in the City of Kirksville listed below.

(N=307)

	Yes	No
Q10-1. Baseball & softball fields	24.4%	75.6%
Q10-2. BMX pump track/bike park	6.2%	93.8%
Q10-3. Community centers/recreation centers	53.7%	46.3%
Q10-4. Community/social gathering spaces	57.7%	42.3%
Q10-5. Disc golf courses	10.7%	89.3%
Q10-6. Dog parks (off-leash)	22.5%	77.5%
Q10-7. Fishing docks	34.2%	65.8%
Q10-8. Golf	18.9%	81.1%
Q10-9. Indoor basketball/volleyball courts (indoor gyms)	25.4%	74.6%
Q10-10. Indoor fitness/weight room	34.9%	65.1%
Q10-11. Indoor ice rink	18.6%	81.4%
Q10-12. Indoor running/walking tracks	54.1%	45.9%
Q10-13. Indoor swimming pool	46.9%	53.1%
Q10-14. Indoor turf sports/training (batting cages, soccer)	19.5%	80.5%
Q10-15. Larger community parks	33.2%	66.8%
Q10-16. Mountain bike trails	10.1%	89.9%
Q10-17. Natural parks & preserves	50.2%	49.8%
Q10-18. Outdoor basketball courts	17.9%	82.1%
Q10-19. Outdoor fitness equipment	12.4%	87.6%
Q10-20. Outdoor ice rink	14.0%	86.0%

Q10. Please indicate if you or any member of your household has a need for the parks and recreation facilities in the City of Kirksville listed below.

	Yes	No
Q10-21. Outdoor lap pool	16.6%	83.4%
Q10-22. Outdoor recreation (camping, fishing, archery)	40.7%	59.3%
Q10-23. Outdoor water park	34.5%	65.5%
Q10-24. Performing arts theater	35.8%	64.2%
Q10-25. Pickleball courts	17.9%	82.1%
Q10-26. Picnic areas/shelters	59.6%	40.4%
Q10-27. Playgrounds	44.3%	55.7%
Q10-28. Restrooms	64.5%	35.5%
Q10-29. Skate parks	11.7%	88.3%
Q10-30. Smaller neighborhood parks	34.9%	65.1%
Q10-31. Soccer, lacrosse, & football size fields	16.3%	83.7%
Q10-32. Special event spaces/performance spaces/stage	33.6%	66.4%
Q10-33. Splash pads	25.7%	74.3%
Q10-34. Tennis courts	20.2%	79.8%
Q10-35. Wading pool	26.4%	73.6%
Q10-36. Walking & biking trails	64.2%	35.8%
Q10-37. Other	2.6%	97.4%

Q10. If "Yes," please rate how well your needs for facilities of this type are being met using a scale of 1 to 4, where 4 means they are "Fully Met" and 1 means "Not Met."

(N=283)

	Fully met	Mostly met	Partly met	Not met
Q10-1. Baseball & softball fields	33.8%	45.1%	18.3%	2.8%
Q10-2. BMX pump track/bike park	6.3%	0.0%	6.3%	87.5%
Q10-3. Community centers/recreation centers	12.7%	27.3%	31.3%	28.7%
Q10-4. Community/social gathering spaces	11.4%	32.9%	36.1%	19.6%
Q10-5. Disc golf courses	46.7%	23.3%	23.3%	6.7%
Q10-6. Dog parks (off-leash)	28.6%	33.3%	28.6%	9.5%
Q10-7. Fishing docks	20.7%	50.0%	26.1%	3.3%
Q10-8. Golf	26.4%	30.2%	15.1%	28.3%
Q10-9. Indoor basketball/volleyball courts (indoor gyms)	9.7%	26.4%	34.7%	29.2%
Q10-10. Indoor fitness/weight room	10.4%	38.5%	19.8%	31.3%
Q10-11. Indoor ice rink	1.9%	0.0%	5.6%	92.6%
Q10-12. Indoor running/walking tracks	12.8%	16.8%	20.1%	50.3%
Q10-13. Indoor swimming pool	43.4%	30.2%	18.6%	7.8%
Q10-14. Indoor turf sports/training (batting cages, soccer)	6.9%	12.1%	5.2%	75.9%
Q10-15. Larger community parks	15.2%	35.9%	37.0%	12.0%
Q10-16. Mountain bike trails	11.1%	14.8%	44.4%	29.6%
Q10-17. Natural parks & preserves	28.5%	43.1%	20.4%	8.0%
Q10-18. Outdoor basketball courts	14.0%	46.0%	22.0%	18.0%
Q10-19. Outdoor fitness equipment	5.7%	11.4%	28.6%	54.3%
Q10-20. Outdoor ice rink	2.4%	11.9%	4.8%	81.0%

Q10. If "Yes," please rate how well your needs for facilities of this type are being met using a scale of 1 to 4, where 4 means they are "Fully Met" and 1 means "Not Met."

	Fully met	Mostly met	Partly met	Not met
Q10-21. Outdoor lap pool	13.0%	28.3%	26.1%	32.6%
Q10-22. Outdoor recreation (camping, fishing, archery)	20.7%	36.0%	32.4%	10.8%
Q10-23. Outdoor water park	32.6%	28.4%	25.3%	13.7%
Q10-24. Performing arts theater	15.3%	24.5%	31.6%	28.6%
Q10-25. Pickleball courts	6.1%	30.6%	18.4%	44.9%
Q10-26. Picnic areas/shelters	34.1%	47.6%	15.2%	3.0%
Q10-27. Playgrounds	36.4%	45.5%	15.7%	2.5%
Q10-28. Restrooms	22.0%	40.1%	29.4%	8.5%
Q10-29. Skate parks	13.8%	13.8%	31.0%	41.4%
Q10-30. Smaller neighborhood parks	22.9%	40.6%	20.8%	15.6%
Q10-31. Soccer, lacrosse, & football size fields	28.3%	19.6%	30.4%	21.7%
Q10-32. Special event spaces/ performance spaces/stage	9.7%	24.7%	39.8%	25.8%
Q10-33. Splash pads	5.7%	14.3%	17.1%	62.9%
Q10-34. Tennis courts	16.1%	26.8%	30.4%	26.8%
Q10-35. Wading pool	22.2%	29.2%	31.9%	16.7%
Q10-36. Walking & biking trails	17.4%	34.8%	36.5%	11.2%
Q10-37. Other	0.0%	0.0%	50.0%	50.0%

Q10-37. Other

Q10-37. Other	Number	Percent
Equine accessible trails, etc.	1	12.5 %
Green space	1	12.5 %
Miniature golf	1	12.5 %
Tennis/pickleball	1	12.5 %
Jump facility	1	12.5 %
Bowling alley	1	12.5 %
Hiking trails	1	12.5 %
Trash pickup and dropoff	1	12.5 %
Total	8	100.0 %

Q11. Which FOUR of the facilities listed in Question 10 do you think are most important for you and members of your household?

Q11. Top choice	Number	Percent
Baseball & softball fields	20	6.5 %
BMX pump track/bike park	3	1.0 %
Community centers/recreation centers	20	6.5 %
Community/social gathering spaces	15	4.9 %
Dog parks (off-leash)	13	4.2 %
Fishing docks	5	1.6 %
Golf	6	2.0 %
Indoor basketball/volleyball courts (indoor gyms)	4	1.3 %
Indoor fitness/weight room	10	3.3 %
Indoor ice rink	5	1.6 %
Indoor running/walking tracks	9	2.9 %
Indoor swimming pool	11	3.6 %
Indoor turf sports/training (batting cages, soccer)	4	1.3 %
Larger community parks	5	1.6 %
Mountain bike trails	3	1.0 %
Natural parks & preserves	8	2.6 %
Outdoor ice rink	1	0.3 %
Outdoor lap pool	3	1.0 %
Outdoor recreation (camping, fishing, archery)	2	0.7 %
Outdoor water park	3	1.0 %
Performing arts theater	6	2.0 %
Pickleball courts	3	1.0 %
Picnic areas/shelters	4	1.3 %
Playgrounds	5	1.6 %
Restrooms	7	2.3 %
Skate parks	1	0.3 %
Smaller neighborhood parks	6	2.0 %
Soccer, lacrosse, & football size fields	6	2.0 %
Special event spaces/performance spaces/stage	4	1.3 %
Splash pads	5	1.6 %
Tennis courts	2	0.7 %
Wading pool	4	1.3 %
Walking & biking trails	55	17.9 %
None chosen	49	16.0 %
Total	307	100.0 %

Q11. Which FOUR of the facilities listed in Question 10 do you think are most important for you and members of your household?

Q11. 2nd choice	Number	Percent
Baseball & softball fields	8	2.6 %
BMX pump track/bike park	1	0.3 %
Community centers/recreation centers	9	2.9 %
Community/social gathering spaces	17	5.5 %
Disc golf courses	2	0.7 %
Dog parks (off-leash)	7	2.3 %
Fishing docks	7	2.3 %
Golf	5	1.6 %
Indoor basketball/volleyball courts (indoor gyms)	4	1.3 %
Indoor fitness/weight room	6	2.0 %
Indoor ice rink	5	1.6 %
Indoor running/walking tracks	18	5.9 %
Indoor swimming pool	14	4.6 %
Indoor turf sports/training (batting cages, soccer)	8	2.6 %
Larger community parks	3	1.0 %
Natural parks & preserves	19	6.2 %
Outdoor basketball courts	2	0.7 %
Outdoor ice rink	2	0.7 %
Outdoor lap pool	3	1.0 %
Outdoor recreation (camping, fishing, archery)	10	3.3 %
Outdoor water park	10	3.3 %
Performing arts theater	5	1.6 %
Pickleball courts	7	2.3 %
Picnic areas/shelters	10	3.3 %
Playgrounds	8	2.6 %
Restrooms	10	3.3 %
Skate parks	3	1.0 %
Smaller neighborhood parks	10	3.3 %
Soccer, lacrosse, & football size fields	4	1.3 %
Special event spaces/performance spaces/stage	7	2.3 %
Splash pads	4	1.3 %
Tennis courts	3	1.0 %
Wading pool	3	1.0 %
Walking & biking trails	17	5.5 %
None chosen	56	18.2 %
Total	307	100.0 %

Q11. Which FOUR of the facilities listed in Question 10 do you think are most important for you and members of your household?

<u>Q11. 3rd choice</u>	<u>Number</u>	<u>Percent</u>
Baseball & softball fields	6	2.0 %
BMX pump track/bike park	1	0.3 %
Community centers/recreation centers	13	4.2 %
Community/social gathering spaces	16	5.2 %
Disc golf courses	3	1.0 %
Dog parks (off-leash)	6	2.0 %
Fishing docks	7	2.3 %
Golf	5	1.6 %
Indoor basketball/volleyball courts (indoor gyms)	2	0.7 %
Indoor fitness/weight room	5	1.6 %
Indoor ice rink	6	2.0 %
Indoor running/walking tracks	21	6.8 %
Indoor swimming pool	8	2.6 %
Indoor turf sports/training (batting cages, soccer)	2	0.7 %
Larger community parks	1	0.3 %
Mountain bike trails	1	0.3 %
Natural parks & preserves	7	2.3 %
Outdoor basketball courts	3	1.0 %
Outdoor ice rink	2	0.7 %
Outdoor lap pool	1	0.3 %
Outdoor recreation (camping, fishing, archery)	12	3.9 %
Outdoor water park	3	1.0 %
Performing arts theater	9	2.9 %
Pickleball courts	4	1.3 %
Picnic areas/shelters	12	3.9 %
Playgrounds	15	4.9 %
Restrooms	18	5.9 %
Skate parks	1	0.3 %
Smaller neighborhood parks	6	2.0 %
Soccer, lacrosse, & football size fields	6	2.0 %
Special event spaces/performance spaces/stage	12	3.9 %
Splash pads	7	2.3 %
Tennis courts	3	1.0 %
Wading pool	3	1.0 %
Walking & biking trails	16	5.2 %
<u>None chosen</u>	<u>64</u>	<u>20.8 %</u>
Total	307	100.0 %

Q11. Which FOUR of the facilities listed in Question 10 do you think are most important for you and members of your household?

Q11. 4th choice	Number	Percent
Baseball & softball fields	4	1.3 %
BMX pump track/bike park	2	0.7 %
Community centers/recreation centers	14	4.6 %
Community/social gathering spaces	8	2.6 %
Disc golf courses	1	0.3 %
Dog parks (off-leash)	2	0.7 %
Fishing docks	6	2.0 %
Golf	7	2.3 %
Indoor basketball/volleyball courts (indoor gyms)	6	2.0 %
Indoor fitness/weight room	6	2.0 %
Indoor ice rink	2	0.7 %
Indoor running/walking tracks	11	3.6 %
Indoor swimming pool	4	1.3 %
Indoor turf sports/training (batting cages, soccer)	2	0.7 %
Larger community parks	7	2.3 %
Mountain bike trails	4	1.3 %
Natural parks & preserves	9	2.9 %
Outdoor fitness equipment	2	0.7 %
Outdoor ice rink	2	0.7 %
Outdoor lap pool	1	0.3 %
Outdoor recreation (camping, fishing, archery)	10	3.3 %
Outdoor water park	4	1.3 %
Performing arts theater	6	2.0 %
Pickleball courts	7	2.3 %
Picnic areas/shelters	15	4.9 %
Playgrounds	6	2.0 %
Restrooms	16	5.2 %
Skate parks	1	0.3 %
Smaller neighborhood parks	7	2.3 %
Soccer, lacrosse, & football size fields	4	1.3 %
Special event spaces/performance spaces/stage	6	2.0 %
Splash pads	4	1.3 %
Wading pool	5	1.6 %
Walking & biking trails	23	7.5 %
None chosen	93	30.3 %
Total	307	100.0 %

(SUM OF TOP 4)**Q11. Which FOUR of the facilities listed in Question 10 do you think are most important for you and members of your household? (top 4)**

<u>Q11. Top choice</u>	<u>Number</u>	<u>Percent</u>
Baseball & softball fields	38	12.4 %
BMX pump track/bike park	7	2.3 %
Community centers/recreation centers	56	18.2 %
Community/social gathering spaces	56	18.2 %
Disc golf courses	6	2.0 %
Dog parks (off-leash)	28	9.1 %
Fishing docks	25	8.1 %
Golf	23	7.5 %
Indoor basketball/volleyball courts (indoor gyms)	16	5.2 %
Indoor fitness/weight room	27	8.8 %
Indoor ice rink	18	5.9 %
Indoor running/walking tracks	59	19.2 %
Indoor swimming pool	37	12.1 %
Indoor turf sports/training (batting cages, soccer)	16	5.2 %
Larger community parks	16	5.2 %
Mountain bike trails	8	2.6 %
Natural parks & preserves	43	14.0 %
Outdoor basketball courts	5	1.6 %
Outdoor fitness equipment	2	0.7 %
Outdoor ice rink	7	2.3 %
Outdoor lap pool	8	2.6 %
Outdoor recreation (camping, fishing, archery)	34	11.1 %
Outdoor water park	20	6.5 %
Performing arts theater	26	8.5 %
Pickleball courts	21	6.8 %
Picnic areas/shelters	41	13.4 %
Playgrounds	34	11.1 %
Restrooms	51	16.6 %
Skate parks	6	2.0 %
Smaller neighborhood parks	29	9.4 %
Soccer, lacrosse, & football size fields	20	6.5 %
Special event spaces/performance spaces/stage	29	9.4 %
Splash pads	20	6.5 %
Tennis courts	8	2.6 %
Wading pool	15	4.9 %
Walking & biking trails	111	36.2 %
<u>None chosen</u>	<u>49</u>	<u>16.0 %</u>
Total	1015	

Q12. Please indicate if you or any member of your household has a need for the programs in the City of Kirksville listed below.

(N=307)

	Yes	No
Q12-1. Adult fitness & wellness programs	58.0%	42.0%
Q12-2. Adult performing arts program (dance, music, theatre)	32.2%	67.8%
Q12-3. Adult sports leagues	17.9%	82.1%
Q12-4. After school programs for youth of all ages	22.8%	77.2%
Q12-5. Community day trips	17.9%	82.1%
Q12-6. Community special event (fireworks, parades, festivals)	61.6%	38.4%
Q12-7. eGaming/eSports	4.6%	95.4%
Q12-8. Exercise classes	39.1%	60.9%
Q12-9. Fishing	29.3%	70.7%
Q12-10. Golf (leagues, lessons, open play)	17.9%	82.1%
Q12-11. Gymnastics/tumbling programs	14.3%	85.7%
Q12-12. History & museums	45.0%	55.0%
Q12-13. Leadership/professional development	14.7%	85.3%
Q12-14. Outdoor environmental/nature camps & programs	32.9%	67.1%
Q12-15. Preschool programs/early childhood education	16.0%	84.0%
Q12-16. Private facility rentals	27.7%	72.3%
Q12-17. Programs for people with special needs	15.3%	84.7%
Q12-18. Robotics	6.8%	93.2%

Q12. Please indicate if you or any member of your household has a need for the programs in the City of Kirksville listed below.

	Yes	No
Q12-19. Senior programs	36.8%	63.2%
Q12-20. STEM (science, technology, engineering, & mathematics)/tech classes	18.2%	81.8%
Q12-21. Swim lessons	23.5%	76.5%
Q12-22. Teen/tween programs	16.0%	84.0%
Q12-23. Tennis lessons & leagues	10.4%	89.6%
Q12-24. Virtual programs	7.2%	92.8%
Q12-25. Water fitness programs/lap swimming	32.6%	67.4%
Q12-26. Youth fitness & wellness classes	13.4%	86.6%
Q12-27. Youth sports programs & camps	20.2%	79.8%
Q12-28. Youth summer programs & camps	19.9%	80.1%
Q12-29. Youth visual arts/crafts/performing arts programs	16.6%	83.4%
Q12-30. Other	2.3%	97.7%

Q12. If "Yes," please rate how well your needs for programs of this type are being met using a scale of 1 to 4, where 4 means they are "Fully Met" and 1 means "Not Met."

(N=279)

	Fully met	Mostly met	Partly met	Not met
Q12-1. Adult fitness & wellness programs	5.9%	20.3%	39.2%	34.6%
Q12-2. Adult performing arts program (dance, music, theatre)	4.5%	14.8%	48.9%	31.8%
Q12-3. Adult sports leagues	0.0%	23.9%	39.1%	37.0%
Q12-4. After school programs for youth of all ages	8.5%	11.9%	61.0%	18.6%
Q12-5. Community day trips	0.0%	8.2%	20.4%	71.4%
Q12-6. Community special event (fireworks, parades, festivals)	23.0%	46.7%	24.8%	5.5%
Q12-7. eGaming/eSports	0.0%	14.3%	14.3%	71.4%
Q12-8. Exercise classes	5.9%	23.8%	41.6%	28.7%
Q12-9. Fishing	29.5%	42.3%	23.1%	5.1%
Q12-10. Golf (leagues, lessons, open play)	12.5%	29.2%	22.9%	35.4%
Q12-11. Gymnastics/tumbling programs	7.9%	5.3%	26.3%	60.5%
Q12-12. History & museums	9.6%	21.7%	48.7%	20.0%
Q12-13. Leadership/professional development	2.8%	25.0%	33.3%	38.9%
Q12-14. Outdoor environmental/nature camps & programs	7.0%	26.7%	43.0%	23.3%
Q12-15. Preschool programs/early childhood education	17.8%	24.4%	33.3%	24.4%
Q12-16. Private facility rentals	11.1%	19.4%	38.9%	30.6%
Q12-17. Programs for people with special needs	2.4%	29.3%	36.6%	31.7%
Q12-18. Robotics	5.6%	16.7%	11.1%	66.7%

Q12. If "Yes," please rate how well your needs for programs of this type are being met using a scale of 1 to 4, where 4 means they are "Fully Met" and 1 means "Not Met."

	Fully met	Mostly met	Partly met	Not met
Q12-19. Senior programs	5.2%	15.5%	38.1%	41.2%
Q12-20. STEM (science, technology, engineering, & mathematics)/tech classes	8.9%	15.6%	33.3%	42.2%
Q12-21. Swim lessons	22.6%	40.3%	27.4%	9.7%
Q12-22. Teen/tween programs	0.0%	18.6%	39.5%	41.9%
Q12-23. Tennis lessons & leagues	8.3%	29.2%	25.0%	37.5%
Q12-24. Virtual programs	0.0%	5.0%	50.0%	45.0%
Q12-25. Water fitness programs/lap swimming	15.5%	40.5%	31.0%	13.1%
Q12-26. Youth fitness & wellness classes	2.9%	20.6%	50.0%	26.5%
Q12-27. Youth sports programs & camps	7.1%	28.6%	44.6%	19.6%
Q12-28. Youth summer programs & camps	3.8%	28.8%	42.3%	25.0%
Q12-29. Youth visual arts/crafts/ performing arts programs	2.3%	29.5%	45.5%	22.7%
Q12-30. Other	0.0%	0.0%	0.0%	100.0%

Q12-30. Other

<u>Q12-30. Other</u>	<u>Number</u>	<u>Percent</u>
Stargazing	1	14.3 %
Equine accessible programs	1	14.3 %
Walking/indoor track	1	14.3 %
Open land, grasses, woods	1	14.3 %
Adult/senior program	1	14.3 %
Pickleball league	1	14.3 %
Music on square	1	14.3 %
Total	7	100.0 %

Q13. Which FOUR programs listed in Question 12 do you think are most important for you and members of your household?

Q13. Top choice	Number	Percent
Adult fitness & wellness programs	53	17.3 %
Adult performing arts program (dance, music, theatre)	10	3.3 %
Adult sports leagues	9	2.9 %
After school programs for youth of all ages	10	3.3 %
Community day trips	3	1.0 %
Community special event (fireworks, parades, festivals)	27	8.8 %
eGaming/eSports	3	1.0 %
Exercise classes	7	2.3 %
Fishing	9	2.9 %
Golf (leagues, lessons, open play)	6	2.0 %
Gymnastics/tumbling programs	5	1.6 %
History & museums	11	3.6 %
Leadership/professional development	3	1.0 %
Outdoor environmental/nature camps & programs	5	1.6 %
Preschool programs/early childhood education	10	3.3 %
Private facility rentals	5	1.6 %
Programs for people with special needs	2	0.7 %
Robotics	1	0.3 %
Senior programs	30	9.8 %
STEM (science, technology, engineering, & mathematics)/ tech classes	2	0.7 %
Swim lessons	8	2.6 %
Teen/tween programs	6	2.0 %
Tennis lessons & leagues	2	0.7 %
Virtual programs	2	0.7 %
Water fitness programs/lap swimming	10	3.3 %
Youth fitness & wellness classes	1	0.3 %
Youth sports programs & camps	9	2.9 %
Youth summer programs & camps	3	1.0 %
Youth visual arts/crafts/performing arts programs	2	0.7 %
None chosen	53	17.3 %
Total	307	100.0 %

Q13. Which FOUR programs listed in Question 12 do you think are most important for you and members of your household?

<u>Q13. 2nd choice</u>	<u>Number</u>	<u>Percent</u>
Adult fitness & wellness programs	26	8.5 %
Adult performing arts program (dance, music, theatre)	13	4.2 %
Adult sports leagues	4	1.3 %
After school programs for youth of all ages	9	2.9 %
Community day trips	5	1.6 %
Community special event (fireworks, parades, festivals)	22	7.2 %
eGaming/eSports	2	0.7 %
Exercise classes	17	5.5 %
Fishing	9	2.9 %
Golf (leagues, lessons, open play)	12	3.9 %
Gymnastics/tumbling programs	3	1.0 %
History & museums	16	5.2 %
Leadership/professional development	2	0.7 %
Outdoor environmental/nature camps & programs	13	4.2 %
Preschool programs/early childhood education	6	2.0 %
Private facility rentals	7	2.3 %
Programs for people with special needs	8	2.6 %
Robotics	2	0.7 %
Senior programs	16	5.2 %
STEM (science, technology, engineering, & mathematics)/ tech classes	3	1.0 %
Swim lessons	5	1.6 %
Teen/tween programs	3	1.0 %
Tennis lessons & leagues	3	1.0 %
Virtual programs	1	0.3 %
Water fitness programs/lap swimming	10	3.3 %
Youth fitness & wellness classes	1	0.3 %
Youth sports programs & camps	8	2.6 %
Youth summer programs & camps	9	2.9 %
Youth visual arts/crafts/performing arts programs	4	1.3 %
<u>None chosen</u>	<u>68</u>	<u>22.1 %</u>
Total	307	100.0 %

Q13. Which FOUR programs listed in Question 12 do you think are most important for you and members of your household?

<u>Q13. 3rd choice</u>	<u>Number</u>	<u>Percent</u>
Adult fitness & wellness programs	12	3.9 %
Adult performing arts program (dance, music, theatre)	13	4.2 %
Adult sports leagues	3	1.0 %
After school programs for youth of all ages	4	1.3 %
Community day trips	8	2.6 %
Community special event (fireworks, parades, festivals)	26	8.5 %
eGaming/eSports	3	1.0 %
Exercise classes	15	4.9 %
Fishing	8	2.6 %
Golf (leagues, lessons, open play)	6	2.0 %
Gymnastics/tumbling programs	8	2.6 %
History & museums	22	7.2 %
Leadership/professional development	4	1.3 %
Outdoor environmental/nature camps & programs	13	4.2 %
Preschool programs/early childhood education	5	1.6 %
Private facility rentals	6	2.0 %
Programs for people with special needs	4	1.3 %
Robotics	2	0.7 %
Senior programs	20	6.5 %
STEM (science, technology, engineering, & mathematics)/ tech classes	3	1.0 %
Swim lessons	5	1.6 %
Teen/tween programs	5	1.6 %
Tennis lessons & leagues	3	1.0 %
Virtual programs	5	1.6 %
Water fitness programs/lap swimming	9	2.9 %
Youth fitness & wellness classes	2	0.7 %
Youth sports programs & camps	5	1.6 %
Youth summer programs & camps	4	1.3 %
Youth visual arts/crafts/performing arts programs	5	1.6 %
None chosen	79	25.7 %
Total	307	100.0 %

Q13. Which FOUR programs listed in Question 12 do you think are most important for you and members of your household?

<u>Q13. 4th choice</u>	<u>Number</u>	<u>Percent</u>
Adult fitness & wellness programs	14	4.6 %
Adult performing arts program (dance, music, theatre)	15	4.9 %
Adult sports leagues	1	0.3 %
After school programs for youth of all ages	5	1.6 %
Community day trips	9	2.9 %
Community special event (fireworks, parades, festivals)	26	8.5 %
eGaming/eSports	5	1.6 %
Exercise classes	10	3.3 %
Fishing	8	2.6 %
Golf (leagues, lessons, open play)	2	0.7 %
History & museums	12	3.9 %
Leadership/professional development	2	0.7 %
Outdoor environmental/nature camps & programs	8	2.6 %
Preschool programs/early childhood education	5	1.6 %
Private facility rentals	9	2.9 %
Programs for people with special needs	6	2.0 %
Robotics	2	0.7 %
Senior programs	18	5.9 %
STEM (science, technology, engineering, & mathematics)/ tech classes	4	1.3 %
Swim lessons	5	1.6 %
Teen/tween programs	2	0.7 %
Tennis lessons & leagues	4	1.3 %
Water fitness programs/lap swimming	5	1.6 %
Youth fitness & wellness classes	4	1.3 %
Youth sports programs & camps	5	1.6 %
Youth summer programs & camps	11	3.6 %
Youth visual arts/crafts/performing arts programs	4	1.3 %
<u>None chosen</u>	<u>106</u>	<u>34.5 %</u>
Total	307	100.0 %

(SUM OF TOP 4)**Q13. Which FOUR programs listed in Question 12 do you think are most important for you and members of your household? (top 4)**

<u>Q13. Top choice</u>	<u>Number</u>	<u>Percent</u>
Adult fitness & wellness programs	105	34.2 %
Adult performing arts program (dance, music, theatre)	51	16.6 %
Adult sports leagues	17	5.5 %
After school programs for youth of all ages	28	9.1 %
Community day trips	25	8.1 %
Community special event (fireworks, parades, festivals)	101	32.9 %
eGaming/eSports	13	4.2 %
Exercise classes	49	16.0 %
Fishing	34	11.1 %
Golf (leagues, lessons, open play)	26	8.5 %
Gymnastics/tumbling programs	16	5.2 %
History & museums	61	19.9 %
Leadership/professional development	11	3.6 %
Outdoor environmental/nature camps & programs	39	12.7 %
Preschool programs/early childhood education	26	8.5 %
Private facility rentals	27	8.8 %
Programs for people with special needs	20	6.5 %
Robotics	7	2.3 %
Senior programs	84	27.4 %
STEM (science, technology, engineering, & mathematics)/ tech classes	12	3.9 %
Swim lessons	23	7.5 %
Teen/tween programs	16	5.2 %
Tennis lessons & leagues	12	3.9 %
Virtual programs	8	2.6 %
Water fitness programs/lap swimming	34	11.1 %
Youth fitness & wellness classes	8	2.6 %
Youth sports programs & camps	27	8.8 %
Youth summer programs & camps	27	8.8 %
Youth visual arts/crafts/performing arts programs	15	4.9 %
<u>None chosen</u>	<u>53</u>	<u>17.3 %</u>
Total	975	

Q14. If you had an additional \$100, how would you allocate the funds among the parks and recreation categories listed below?

	<u>Mean</u>
Improve/maintain existing parks & recreation facilities	34.90
Build new parks (including acquiring land)	6.75
Build new sports fields (softball, soccer, baseball, etc.)	6.98
Build new walking & biking trails	16.51
Develop new indoor recreation facilities (indoor walking track, fitness centers, gyms, sport courts, etc.)	22.38
Expand program offerings	10.51
Other	2.32

Q14. Other

<u>Q14. Other</u>	<u>Number</u>	<u>Percent</u>
Performing arts facilities for adults and youth	1	6.7 %
Indoor ice rink	1	6.7 %
Scholarship for low income children	1	6.7 %
Raise wages for Park & Rec employees	1	6.7 %
Tennis courts	1	6.7 %
DANCE, THEATER, MUSIC PERFORMANCES BY PROFESSIONALS	1	6.7 %
Senior programs	1	6.7 %
Expand adult time at the pool	1	6.7 %
Add lights at Hazel Creek ramps	1	6.7 %
Restrooms	1	6.7 %
Improve the YMCA facility	1	6.7 %
Our museum is awful, they need a different facility	1	6.7 %
Splash pad	1	6.7 %
Maintain aquatic center, specifically outdoor water park	1	6.7 %
<u>Bike path on Jamison Street</u>	<u>1</u>	<u>6.7 %</u>
Total	15	100.0 %

Q15. Please rate your level of agreement with the following statements about benefits of the City of Kirksville parks and recreation services by circling the corresponding number.

(N=307)

	Strongly agree	Agree	Neutral	Disagree	Strongly disagree	Don't know
Q15-1. Helps to attract new residents & businesses	30.9%	25.7%	21.2%	8.8%	3.3%	10.1%
Q15-2. Helps to reduce crime in my neighborhood & keep kids out of trouble	20.2%	28.7%	22.8%	10.1%	6.2%	12.1%
Q15-3. Improves my (my household's) mental health & reduces stress	25.7%	29.3%	26.7%	6.2%	2.9%	9.1%
Q15-4. Improves my (my household's) physical health & fitness	28.7%	33.6%	23.1%	4.6%	2.9%	7.2%
Q15-5. Increases my (my household's) property value	17.9%	22.8%	31.3%	10.4%	3.6%	14.0%
Q15-6. Is age-friendly & accessible to all age groups	19.9%	28.7%	26.7%	9.1%	4.6%	11.1%
Q15-7. Makes Kirksville a more desirable place to live	37.1%	29.6%	18.2%	3.9%	2.6%	8.5%
Q15-8. Positively impacts economic/business development	25.7%	29.6%	23.1%	8.5%	2.0%	11.1%
Q15-9. Preserves open space & protects the environment	22.8%	36.8%	22.8%	4.6%	2.0%	11.1%
Q15-10. Promotes tourism to City & region	22.1%	28.3%	27.0%	8.8%	3.9%	9.8%

Q15. Please rate your level of agreement with the following statements about benefits of the City of Kirksville parks and recreation services by circling the corresponding number.

	Strongly agree	Agree	Neutral	Disagree	Strongly disagree	Don't know
Q15-11. Provides jobs/professional development for youth	12.7%	28.0%	33.9%	8.5%	2.9%	14.0%
Q15-12. Provides positive social interactions for me (my household/family)	24.1%	34.2%	23.1%	5.2%	2.9%	10.4%
Q15-13. Provides volunteer opportunities for the community	18.2%	33.9%	24.1%	7.2%	2.9%	13.7%

(WITHOUT "DON'T KNOW")**Q15. Please rate your level of agreement with the following statements about benefits of the City of Kirksville parks and recreation services by circling the corresponding number. (without "don't know")**

(N=307)

	Strongly agree	Agree	Neutral	Disagree	Strongly disagree
Q15-1. Helps to attract new residents & businesses	34.4%	28.6%	23.6%	9.8%	3.6%
Q15-2. Helps to reduce crime in my neighborhood & keep kids out of trouble	23.0%	32.6%	25.9%	11.5%	7.0%
Q15-3. Improves my (my household's) mental health & reduces stress	28.3%	32.3%	29.4%	6.8%	3.2%
Q15-4. Improves my (my household's) physical health & fitness	30.9%	36.1%	24.9%	4.9%	3.2%
Q15-5. Increases my (my household's) property value	20.8%	26.5%	36.4%	12.1%	4.2%
Q15-6. Is age-friendly & accessible to all age groups	22.3%	32.2%	30.0%	10.3%	5.1%
Q15-7. Makes Kirksville a more desirable place to live	40.6%	32.4%	19.9%	4.3%	2.8%
Q15-8. Positively impacts economic/business development	28.9%	33.3%	26.0%	9.5%	2.2%
Q15-9. Preserves open space & protects the environment	25.6%	41.4%	25.6%	5.1%	2.2%
Q15-10. Promotes tourism to City & region	24.5%	31.4%	30.0%	9.7%	4.3%
Q15-11. Provides jobs/professional development for youth	14.8%	32.6%	39.4%	9.8%	3.4%
Q15-12. Provides positive social interactions for me (my household/family)	26.9%	38.2%	25.8%	5.8%	3.3%
Q15-13. Provides volunteer opportunities for the community	21.1%	39.2%	27.9%	8.3%	3.4%

Q16. How important do you feel it is for the City of Kirksville to provide high quality parks and recreation programs and facilities?

Q16. How important is it for City to provide high quality parks & recreation programs & facilities

	Number	Percent
Very important	228	74.3 %
Somewhat important	66	21.5 %
Not sure	6	2.0 %
Not important	7	2.3 %
Total	307	100.0 %

Q17. Please rate your satisfaction using a scale of 1 to 5, where 5 means "Very Satisfied" and 1 means "Very Dissatisfied," with the overall value your household receives from the City of Kirksville Parks and Recreation Department.

Q17. Your satisfaction with overall value your household receives from City Parks & Recreation Department

	Number	Percent
Very satisfied	47	15.3 %
Somewhat satisfied	141	45.9 %
Neutral	69	22.5 %
Somewhat dissatisfied	29	9.4 %
Very dissatisfied	8	2.6 %
Don't know	13	4.2 %
Total	307	100.0 %

(WITHOUT "DON'T KNOW")

Q17. Please rate your satisfaction using a scale of 1 to 5, where 5 means "Very Satisfied" and 1 means "Very Dissatisfied," with the overall value your household receives from the City of Kirksville Parks and Recreation Department. (without "don't know")

Q17. Your satisfaction with overall value your household receives from City Parks & Recreation Department

	Number	Percent
Very satisfied	47	16.0 %
Somewhat satisfied	141	48.0 %
Neutral	69	23.5 %
Somewhat dissatisfied	29	9.9 %
Very dissatisfied	8	2.7 %
Total	294	100.0 %

Q18. Given the recent COVID-19/Coronavirus pandemic, how has you and your household's perception of the value of parks, trails, open spaces, and recreation changed?

Q18. How has your household's perception of value of parks, trails, open spaces, & recreation changed

	Number	Percent
Value has significantly increased	65	21.2 %
Value has somewhat increased	85	27.7 %
No change	134	43.6 %
Value has somewhat decreased	7	2.3 %
Value has significantly decreased	7	2.3 %
Not provided	9	2.9 %
Total	307	100.0 %

(WITHOUT "NOT PROVIDED")

Q18. Given the recent COVID-19/Coronavirus pandemic, how has you and your household's perception of the value of parks, trails, open spaces, and recreation changed? (without "not provided")

Q18. How has your household's perception of value of parks, trails, open spaces, & recreation changed

	Number	Percent
Value has significantly increased	65	21.8 %
Value has somewhat increased	85	28.5 %
No change	134	45.0 %
Value has somewhat decreased	7	2.3 %
Value has significantly decreased	7	2.3 %
Total	298	100.0 %

Q19. Based on your perception of value in Question 18, how would you want the City of Kirksville to fund future parks, recreation, trails and open space needs?

Q19. How would you want City to fund future parks, recreation, trails & open space needs

	Number	Percent
Increase funding	141	45.9 %
Maintain existing funding levels	111	36.2 %
Reduce funding	7	2.3 %
Not sure	42	13.7 %
Not provided	6	2.0 %
Total	307	100.0 %

(WITHOUT "NOT PROVIDED")

Q19. Based on your perception of value in Question 18, how would you want the City of Kirksville to fund future parks, recreation, trails and open space needs? (without "not provided")

Q19. How would you want City to fund future parks, recreation, trails & open space needs

	Number	Percent
Increase funding	141	46.8 %
Maintain existing funding levels	111	36.9 %
Reduce funding	7	2.3 %
Not sure	42	14.0 %
Total	301	100.0 %

Q20. Counting yourself, how many people in your household are...

	Mean	Sum
number	2.4	715
Under age 5	0.1	36
Ages 5-9	0.1	41
Ages 10-14	0.2	50
Ages 15-19	0.1	44
Ages 20-24	0.1	33
Ages 25-34	0.2	72
Ages 35-44	0.3	102
Ages 45-54	0.3	101
Ages 55-64	0.4	113
Ages 65-74	0.3	75
Ages 75+	0.2	48

Q21. What is your age?

Q21. Your age	Number	Percent
18-34	58	18.9 %
35-44	55	17.9 %
45-54	56	18.2 %
55-64	61	19.9 %
65+	69	22.5 %
Not provided	8	2.6 %
Total	307	100.0 %

(WITHOUT "NOT PROVIDED")

Q21. What is your age? (without "not provided")

Q21. Your age	Number	Percent
18-34	58	19.4 %
35-44	55	18.4 %
45-54	56	18.7 %
55-64	61	20.4 %
65+	69	23.1 %
Total	299	100.0 %

Q22. Your gender:

Q22. Your gender	Number	Percent
Male	148	48.2 %
Female	155	50.5 %
Non-binary	2	0.7 %
Not provided	2	0.7 %
Total	307	100.0 %

(WITHOUT "NOT PROVIDED")**Q22. Your gender: (without "not provided")**

Q22. Your gender	Number	Percent
Male	148	48.5 %
Female	155	50.8 %
Non-binary	2	0.7 %
Total	305	100.0 %

Q23. How many years have you lived in the City of Kirksville?

Q23. How many years have you lived in City of Kirksville	Number	Percent
0-5	44	14.3 %
6-10	35	11.4 %
11-15	26	8.5 %
16-20	22	7.2 %
21-30	57	18.6 %
31+	112	36.5 %
Not provided	11	3.6 %
Total	307	100.0 %

(WITHOUT "NOT PROVIDED")**Q23. How many years have you lived in the City of Kirksville? (without "not provided")**

Q23. How many years have you lived in City of Kirksville	Number	Percent
0-5	44	14.9 %
6-10	35	11.8 %
11-15	26	8.8 %
16-20	22	7.4 %
21-30	57	19.3 %
31+	112	37.8 %
Total	296	100.0 %

Q24. Please describe your residency in Kirksville:

Q24. What is your residency in Kirksville	Number	Percent
Permanent	286	93.2 %
Temporary for work	6	2.0 %
Temporary for school/education	10	3.3 %
Not provided	5	1.6 %
Total	307	100.0 %

(WITHOUT "NOT PROVIDED")

Q24. Please describe your residency in Kirksville: (without "not provided")

<u>Q24. What is your residency in Kirksville</u>	<u>Number</u>	<u>Percent</u>
Permanent	286	94.7 %
Temporary for work	6	2.0 %
Temporary for school/education	10	3.3 %
Total	302	100.0 %

5 Survey Instrument



Administration

201 S. Franklin St.
Kirksville, MO 63501
Phone: 660.627.1225
Fax: 660.627.0945
www.kirksvillecity.com

April 2022

Dear Kirksville Resident:

The City of Kirksville is developing a plan for our community parks and recreation services. We have utilized basic park plans in the past to determine the locations of features such as trees, benches, and play features. Now that we have completed the Aquatic Center, we need help from the community to determine our next steps and plan for the next ten years for our parks and programs.

We had tremendous community input when we completed our THINK2040 Comprehensive Plan, and with the responsibility given to us through the Parks and Recreation Sales Tax, we want to collect as much input from our community to determine which parks and recreation projects and services are most important to our citizens.

As Kirksville continues to grow, we know that our parks, facilities, programs, and events must evolve to meet the expectations of our residents. This comprehensive parks and recreation master plan will integrate public input with nationwide best practices to guide the development and operation of parks and recreation assets and activities for the next ten years.

We are hoping for as much community participation as possible, so when you see or hear "Kirksville Parks and Recreation Master Plan 2032", we ask that you take the time to be a part of this plan. From now until October, there will be a variety of opportunities provided to encourage your participation, starting with an invitation to complete a needs assessment survey.


Your household was randomly selected to receive this survey. We appreciate and value your participation, and your responses will remain confidential. Once complete, please return your survey in the enclosed envelope, with pre-paid postage, addressed to ETC Institute, 725 W. Frontier Circle, Olathe, KS 66061. If you prefer, you may also complete the survey online at www.kirksvillesurvey.org. Understanding our community's needs and opinions is vital, as we work to develop the Kirksville Parks and Recreation Master Plan 2032. This community-developed and community-supported plan will be used to ensure that we develop our parks and recreation system to meet the needs of Kirksville.

Thank you for your help in shaping the Kirksville Parks and Recreation Master Plan 2032! We look forward to receiving your input.


Esta carta lo invita a participar en una encuesta de la Ciudad de Kirksville. Si quieres participar o tienes dudas, llama al 1-844-811-0411.

Cette lettre vous invite à participer à un sondage de la Ville de Kirksville. Si vous voulez participer ou avez des questions, appelez le 1-844-393-4437.

Sincerely,


Zac Burden
Mayor


Mari E. Macomber
City Manager


Rodney Sadler
Parks & Recreation Director

City of Kirksville Parks and Recreation Needs Assessment Survey



The City of Kirksville would like your input to help determine park and recreation priorities for our community. This survey will take 10-15 minutes to complete. When you are finished, please return your survey in the enclosed postage-paid, return-reply envelope. If you would like to complete this survey online please go to kirksvillesurvey.org. We appreciate your time.

1. Please indicate if you or any member of your household use the following types of parks and facilities provided by the City of Kirksville by circling either "Yes" or "No" next to each. If you do use the park/facility, please rate your overall satisfaction using a scale of 1 to 4, where 4 means "Very Satisfied" and 1 means "Very Dissatisfied."

Parks/Facilities	Have you used this park or facility?		If "Yes," how satisfied are you with this park or facility?				
	Yes	No	Very Satisfied	Satisfied	Dissatisfied	Very Dissatisfied	N/A
01. Brashear Park	Yes	No	4	3	2	1	9
02. Forest Lake	Yes	No	4	3	2	1	9
03. Hazel Creek Lake	Yes	No	4	3	2	1	9
04. Jaycee Park	Yes	No	4	3	2	1	9
05. Kirksville Aquatic Center	Yes	No	4	3	2	1	9
06. McKinney Bark Park	Yes	No	4	3	2	1	9
07. Memorial Park	Yes	No	4	3	2	1	9
08. North Park Complex	Yes	No	4	3	2	1	9
09. Patryla Park	Yes	No	4	3	2	1	9
10. PC Mills Park	Yes	No	4	3	2	1	9
11. Rotary Park	Yes	No	4	3	2	1	9
12. Spur Pond	Yes	No	4	3	2	1	9

2. Which THREE of these parks/facilities should the City of Kirksville prioritize over the next TWO years? [Write in your answers below using the numbers from the list in Question 1.]

1st: ____ 2nd: ____ 3rd: ____

3. Do you live within a 10-minute walk from a park?

____(1) Yes [Skip to Q4.] ____ (2) No [Answer Q3a.]

- 3a. Approximately how long would it take for you to walk to the nearest park?

____(1) 11-15 minutes ____ (2) 16-20 minutes ____ (3) 21-25 minutes ____ (4) 30 minutes or more

4. Do you have a pedestrian route (trails, sidewalks) to safely access the closest park to your household?

____(1) Yes ____ (2) Yes, but needs improvement ____ (3) No

5. Have you or other members of your household participated in any recreation programs (sports, classes, special events, etc.) offered by the City of Kirksville during the past two years?

____(1) Yes [Answer Q5a-c.] ____ (2) No [Skip to Q6.]

- 5a. Approximately how many different recreation programs offered by the City of Kirksville have you or members of your household participated in over the past two years?

____(1) 1 to 3 programs ____ (3) 7 to 9 programs
 ____ (2) 4 to 6 programs ____ (4) 10 or more programs

- 5b. Overall, how would you rate the quality of programs in which you and members of your household have participated?

____(4) Excellent ____ (3) Good ____ (2) Fair ____ (1) Poor

5c. Using a scale of 1 to 4, where 4 means "Very Satisfied" and 1 means "Very Dissatisfied," please rate your satisfaction with the following recreation program services provided by the City of Kirksville.

Recreation Program Services		Very Satisfied	Satisfied	Dissatisfied	Very Dissatisfied	N/A
01.	Times programs are offered	4	3	2	1	9
02.	Location of programs	4	3	2	1	9
03.	Quality of instructors	4	3	2	1	9
04.	Fees charged for value received	4	3	2	1	9
05.	Quality of the facility where program is offered	4	3	2	1	9
06.	Availability of information about programs and services on website	4	3	2	1	9
07.	Availability of information about programs and services on social media (Facebook, Instagram, etc.)	4	3	2	1	9
08.	Ease of use of website	4	3	2	1	9
09.	Ease of online registration process	4	3	2	1	9
10.	Quality of customer service for registration	4	3	2	1	9

6. Please CHECK ALL the reasons that prevent you or other members of your household from using parks, trails, recreation facilities, or programs in the City of Kirksville more often.

- | | |
|---|---|
| <input type="checkbox"/> (01) I do not know locations of parks/facilities | <input type="checkbox"/> (10) Poor customer service by staff |
| <input type="checkbox"/> (02) Facilities are not well maintained | <input type="checkbox"/> (11) Lack of bike lane access |
| <input type="checkbox"/> (03) Desired program or facility not offered | <input type="checkbox"/> (12) Parks are not well maintained |
| <input type="checkbox"/> (04) Security is insufficient/loitering | <input type="checkbox"/> (13) I do not know what is being offered |
| <input type="checkbox"/> (05) Lack of sidewalk or trails access | <input type="checkbox"/> (14) Use private or other communitys' facilities |
| <input type="checkbox"/> (06) Parks/facilities too far from residence | <input type="checkbox"/> (15) Lack of parking |
| <input type="checkbox"/> (07) Parks/facilities are too crowded | <input type="checkbox"/> (16) Park operating hours not convenient |
| <input type="checkbox"/> (08) Lack of accessibility | <input type="checkbox"/> (17) Lack of transportation |
| <input type="checkbox"/> (09) I have physical health limitations | <input type="checkbox"/> (18) Other: _____ |

7. Please CHECK ALL of the following organizations you or members of your household use for recreation programs and facilities.

- | | |
|---|---|
| <input type="checkbox"/> (01) City of Kirksville | <input type="checkbox"/> (09) Thousand Hills State Park |
| <input type="checkbox"/> (02) Neighboring cities | <input type="checkbox"/> (10) Local schools/colleges/universities |
| <input type="checkbox"/> (03) Missouri Department of Conservation | <input type="checkbox"/> (11) YMCA |
| <input type="checkbox"/> (04) Private sports clubs | <input type="checkbox"/> (12) Churches or other religious organizations |
| <input type="checkbox"/> (05) Private fitness centers | <input type="checkbox"/> (13) Non-profit organizations |
| <input type="checkbox"/> (06) Kirksville Country Club | <input type="checkbox"/> (14) Other: _____ |
| <input type="checkbox"/> (07) Leisure World | <input type="checkbox"/> (15) None of these |
| <input type="checkbox"/> (08) Kirksville Arts Association | |

8. Please CHECK ALL the ways you currently learn about City of Kirksville recreation programs and activities.

- | | |
|--|---|
| <input type="checkbox"/> (01) Parks and Recreation website | <input type="checkbox"/> (08) E-mail/text blasts |
| <input type="checkbox"/> (02) City website | <input type="checkbox"/> (09) Conversations with parks and recreation staff |
| <input type="checkbox"/> (03) City newsletter | <input type="checkbox"/> (10) Newspaper articles |
| <input type="checkbox"/> (04) Local news | <input type="checkbox"/> (11) Friends and neighbors |
| <input type="checkbox"/> (05) Flyers at City facilities | <input type="checkbox"/> (12) Digital billboard |
| <input type="checkbox"/> (06) Social media (Facebook, Instagram, etc.) | <input type="checkbox"/> (13) Radio |
| <input type="checkbox"/> (07) School flyers | <input type="checkbox"/> (14) Other: _____ |

9. From the list in Question 8, which THREE methods would you MOST PREFER the City use to communicate with you about recreation programs and activities? [Write in your answers below using the numbers from the list in Question 8, or circle "NONE."]

1st: _____ 2nd: _____ 3rd: _____ NONE

10. Please indicate if you or any member of your household has a need for the parks and recreation facilities in the City of Kirksville listed below by circling either "Yes" or "No." If "Yes," please rate how well your need for facilities of this type are being met using a scale of 1 to 4, where 4 means they are "Fully Met" and 1 means "Not Met."

Facility	Do you have a need for this facility?		If "Yes," how well are your needs being met?			
	Yes	No	Fully Met	Mostly Met	Partly Met	Not Met
01. Baseball and softball fields	Yes	No	4	3	2	1
02. BMX pump track/bike park	Yes	No	4	3	2	1
03. Community centers/recreation centers	Yes	No	4	3	2	1
04. Community/social gathering spaces	Yes	No	4	3	2	1
05. Disc golf courses	Yes	No	4	3	2	1
06. Dog parks (off-leash)	Yes	No	4	3	2	1
07. Fishing docks	Yes	No	4	3	2	1
08. Golf	Yes	No	4	3	2	1
09. Indoor basketball/volleyball courts (indoor gyms)	Yes	No	4	3	2	1
10. Indoor fitness/weight room	Yes	No	4	3	2	1
11. Indoor ice rink	Yes	No	4	3	2	1
12. Indoor running/walking tracks	Yes	No	4	3	2	1
13. Indoor swimming pool	Yes	No	4	3	2	1
14. Indoor turf sports/training (batting cages, soccer)	Yes	No	4	3	2	1
15. Larger community parks	Yes	No	4	3	2	1
16. Mountain bike trails	Yes	No	4	3	2	1
17. Natural parks and preserves	Yes	No	4	3	2	1
18. Outdoor basketball courts	Yes	No	4	3	2	1
19. Outdoor fitness equipment	Yes	No	4	3	2	1
20. Outdoor ice rink	Yes	No	4	3	2	1
21. Outdoor lap pool	Yes	No	4	3	2	1
22. Outdoor recreation (camping, fishing, archery)	Yes	No	4	3	2	1
23. Outdoor water park	Yes	No	4	3	2	1
24. Performing arts theater	Yes	No	4	3	2	1
25. Pickleball courts	Yes	No	4	3	2	1
26. Picnic areas/shelters	Yes	No	4	3	2	1
27. Playgrounds	Yes	No	4	3	2	1
28. Restrooms	Yes	No	4	3	2	1
29. Skate parks	Yes	No	4	3	2	1
30. Smaller neighborhood parks	Yes	No	4	3	2	1
31. Soccer, lacrosse, and football size fields	Yes	No	4	3	2	1
32. Special event spaces/performance spaces/stage	Yes	No	4	3	2	1
33. Splash pads	Yes	No	4	3	2	1
34. Tennis courts	Yes	No	4	3	2	1
35. Wading pool	Yes	No	4	3	2	1
36. Walking and biking trails	Yes	No	4	3	2	1
37. Other: _____	Yes	No	4	3	2	1

11. Which FOUR of the facilities listed above do you think are most important for you and members of your household? [Write in your answers below using the numbers from the list in Question 10.]

1st: _____ 2nd: _____ 3rd: _____ 4th: _____

12. Please indicate if you or any member of your household has a need for the programs in the City of Kirksville listed below by circling either "Yes" or "No." If "Yes," please rate how well your need for programs of this type are being met using a scale of 1 to 4, where 4 means they are "Fully Met" and 1 means "Not Met."

Program	Do you have a need for this program?		If "Yes," how well are your needs being met?			
	Yes	No	Fully Met	Mostly Met	Partly Met	Not Met
01. Adult fitness and wellness programs	Yes	No	4	3	2	1
02. Adult performing arts program (dance, music, theatre)	Yes	No	4	3	2	1
03. Adult sports leagues	Yes	No	4	3	2	1
04. After school programs for youth of all ages	Yes	No	4	3	2	1
05. Community Day Trips	Yes	No	4	3	2	1
06. Community special event (fireworks, parades, festivals)	Yes	No	4	3	2	1
07. EGaming/ESports	Yes	No	4	3	2	1
08. Exercise classes	Yes	No	4	3	2	1
09. Fishing	Yes	No	4	3	2	1
10. Golf (leagues, lessons, open play)	Yes	No	4	3	2	1
11. Gymnastics/tumbling programs	Yes	No	4	3	2	1
12. History and museums	Yes	No	4	3	2	1
13. Leadership/professional development	Yes	No	4	3	2	1
14. Outdoor environmental/nature camps and programs	Yes	No	4	3	2	1
15. Preschool programs/early childhood education	Yes	No	4	3	2	1
16. Private facility rentals	Yes	No	4	3	2	1
17. Programs for people with special needs	Yes	No	4	3	2	1
18. Robotics	Yes	No	4	3	2	1
19. Senior programs	Yes	No	4	3	2	1
20. STEM (science, technology, engineering, and mathematics)/tech classes	Yes	No	4	3	2	1
21. Swim lessons	Yes	No	4	3	2	1
22. Teen/tween programs	Yes	No	4	3	2	1
23. Tennis lessons and leagues	Yes	No	4	3	2	1
24. Virtual programs	Yes	No	4	3	2	1
25. Water fitness programs/lap swimming	Yes	No	4	3	2	1
26. Youth fitness and wellness classes	Yes	No	4	3	2	1
27. Youth sports programs and camps	Yes	No	4	3	2	1
28. Youth summer programs and camps	Yes	No	4	3	2	1
29. Youth visual arts/crafts/performing arts programs	Yes	No	4	3	2	1
30. Other: _____	Yes	No	4	3	2	1

13. Which FOUR programs listed above do you think are most important for you and members of your household? [Write in your answers below using the numbers from the list in Question 12.]

1st: ____ 2nd: ____ 3rd: ____ 4th: ____

14. If you had an additional \$100, how would you allocate the funds among the parks and recreation categories listed below? [Please be sure your total adds up to \$100.]

- \$ _____ Improve/maintain existing parks and recreation facilities
- \$ _____ Build new parks (including acquiring land)
- \$ _____ Build new sports fields (softball, soccer, baseball, etc.)
- \$ _____ Build new walking and biking trails
- \$ _____ Develop new indoor recreation facilities (indoor walking track, fitness centers, gyms, sport courts, etc.)
- \$ _____ Expand program offerings
- \$ _____ Other: _____

\$100 TOTAL

15. Please rate your level of agreement with the following statements about benefits of the City of Kirksville parks and recreation services by circling the corresponding number.

Parks and recreation services in Kirksville...		Strongly Agree	Agree	Neutral	Disagree	Strongly Disagree	Don't Know
01.	Helps to attract new residents and businesses	5	4	3	2	1	9
02.	Helps to reduce crime in my neighborhood and keep kids out of trouble	5	4	3	2	1	9
03.	Improves my (my household's) mental health and reduces stress	5	4	3	2	1	9
04.	Improves my (my household's) physical health and fitness	5	4	3	2	1	9
05.	Increases my (my household's) property value	5	4	3	2	1	9
06.	Is age-friendly and accessible to all age groups	5	4	3	2	1	9
07.	Makes Kirksville a more desirable place to live	5	4	3	2	1	9
08.	Positively impacts economic/business development	5	4	3	2	1	9
09.	Preserves open space and protects the environment	5	4	3	2	1	9
10.	Promotes tourism to the City and the region	5	4	3	2	1	9
11.	Provides jobs/professional development for youth	5	4	3	2	1	9
12.	Provides positive social interactions for me (my household/family)	5	4	3	2	1	9
13.	Provides volunteer opportunities for the community	5	4	3	2	1	9

16. How important do you feel it is for the City of Kirksville to provide high quality parks and recreation programs and facilities?

- ____(1) Very important ____ (2) Somewhat important ____ (3) Not sure ____ (4) Not important

17. Please rate your satisfaction using a scale of 1 to 5, where 5 means "Very Satisfied" and 1 means "Very Dissatisfied," with the overall value your household receives from the City of Kirksville Parks and Recreation Department.

- ____(5) Very satisfied ____ (3) Neutral ____ (1) Very dissatisfied
 ____ (4) Somewhat satisfied ____ (2) Somewhat dissatisfied ____ (9) Don't know

18. Given the recent COVID-19/Coronavirus pandemic, how has you and your household's perception of the value of parks, trails, open spaces, and recreation changed?

- ____ (1) Value has significantly increased ____ (4) Value has somewhat decreased
 ____ (2) Value has somewhat increased ____ (5) Value has significantly decreased
 ____ (3) No change

19. Based on your perception of value in Question 18, how would you want the City of Kirksville to fund future parks, recreation, trails and open space needs?

- ____ (1) Increase funding ____ (2) Maintain existing funding levels ____ (3) Reduce funding ____ (4) Not sure

Demographics

20. Counting yourself, how many people in your household are...

Under age 5: ____ Ages 15-19: ____ Ages 35-44: ____ Ages 65-74: ____
Ages 5-9: ____ Ages 20-24: ____ Ages 45-54: ____ Ages 75+: ____
Ages 10-14: ____ Ages 25-34: ____ Ages 55-64: ____

21. What is your age? ____ years

22. Your gender: ____ (1) Male ____ (2) Female ____ (3) Non-binary

23. How many years have you lived in the City of Kirksville? ____ years

24. Please describe your residency in Kirksville:

____ (1) Permanent ____ (2) Temporary for work ____ (3) Temporary for school/education

25. Would you be willing to participate in future surveys sponsored by the City of Kirksville.

____ (1) Yes [Answer Q25a.] ____ (2) No

25a. Please provide your contact information.

Mobile Phone Number: _____

Email Address: _____

This concludes the survey. Thank you for your time!

Please return your completed survey in the enclosed return-reply envelope addressed to:
ETC Institute, 725 W. Frontier Circle, Olathe, KS 66061

Your responses will remain completely confidential. The information to the right will ONLY be used to help identify the level of need in your area. Please note all lists are in alphabetical order and do not represent any prioritization by the City of Kirksville. Thank you!